



Club Health Assessment for District H 1 through June 2025

| | | | Status | Membership | | | | | | | Reports | | | | | Finance | LCIF | |
|-------------------------------|-------------------------------------------------------------|--------------|-----------------------------------------------------|-----------------------------|-------------------|---------------------|----------------|-----------------|-----------------------------------------|--------------------------------------------|---------------------------|-------------------------------------|------------------------------------|------------------------------|-----------------------------------------------|------------------------------------------|-----------------------------------|--|
| Club Number | Club Name | Charter Date | | Current Member Count | YTD Members Added | YTD Members Dropped | YTD Net Growth | YTD Net Growth% | Member Count 12 Months Ago | Avg. length of service for dropped members | Months Since Last MMR *** | Yrs. Since Last Officer Report | President Rotation | Vice President Reported **** | Months Since Last Activity Report *** | Account Balance | Donations for current Fiscal Year | |
| | | | Number of times on status quo within last two years | If below 15 members appears | | | | | If net loss is greater than 20% appears | | | If no report in 3 months appears in | When more than one year appears in | Number of repeat terms | Notes the officers that do not have an active | If no report at 12 months appears in red | | |
| Clubs less than two years old | | | | | | | | | | | | | | | | | | |
| 171895 | Chepen | 06/24/2024 | Active | 19 | 0 | 2 | -2 | -9.52% | 21 | 1 | 2 | | | P,S,T,M,VP SC | 0 | | \$10.50 | |
| 171994 | TRUJILLO ALBERTO TOTI GOICOCHEA ITURRI | 06/26/2024 | Active | 21 | 0 | 0 | 0 | 0.00% | 21 | | 1 | | | P,S,T,M,VP SC | 2 | | \$61.00 | |
| 172123 | Trujillo Ayni Liyun | 06/21/2024 | Active | 16 | 3 | 7 | -4 | -20.00% | 20 | 1 | 0 | | 2 | P,S,T,M,VP SC | 2 | | \$19.00 | |
| 156780 | Trujillo Jardines del Golf | 02/01/2024 | Active | 8 | 2 | 16 | -14 | -63.64% | 22 | 1 | 1 | | 2 | P,S,T,M,VP SC | 1 | | \$10.00 | |
| 183076 | Trujillo Juan XXIII | 06/26/2025 | Newly Chartered | 24 | 24 | 0 | 24 | 100.00% | 0 | | 0 | | | P,S,T,M,VP SC | 1 | | | |
| 182215 | Trujillo La Manada | 05/28/2025 | Newly Chartered | 20 | 20 | 0 | 20 | 100.00% | 0 | | 0 | | | P,S,T,M,VP SC | N/R | | | |
| 182077 | Trujillo Leones Indomables en el Servicio | 04/29/2025 | Newly Chartered | 28 | 28 | 0 | 28 | 100.00% | 0 | | 0 | | | P,S,T,M,VP SC | 0 | | | |
| 182652 | Trujillo Libertad | 06/19/2025 | Newly Chartered | 21 | 21 | 0 | 21 | 100.00% | 0 | | 0 | | | P,S,T,M,VP SC | 0 | | | |
| 179294 | Trujillo Manos Solidarias | 05/02/2025 | Newly Chartered | 21 | 21 | 0 | 21 | 100.00% | 0 | | 0 | | | P,S,T,M,VP SC | 1 | | | |
| 182612 | Trujillo Santa Rosa de Lima | 06/25/2025 | Newly Chartered | 20 | 20 | 0 | 20 | 100.00% | 0 | | 0 | | | P,S,T,M,VP SC | 1 | | | |
| 177474 | Vice Sonrisas de Esperanza | 09/04/2024 | Active | 15 | 20 | 5 | 15 | 100.00% | 0 | 0 | 0 | | | P,S,T,M,VP SC | 6 | | | |
| Clubs more than two years old | | | | | | | | | | | | | | | | | | |
| 33696 | BALNEARIO DE BUENOS AIRES Exc Award (06/30/2017) | 04/25/1977 | Active | 16 | 0 | 3 | -3 | -15.79% | 19 | 15 | 5 | | | P,S,T,M,VP SC | 2 | | \$17.50 | |
| 16193 | BARRANCA Exc Award (06/30/2016, 06/30/2020) | 02/23/1963 | Active | 21 | 0 | 0 | 0 | 0.00% | 21 | | 5 | | | P,S,T,M,VP SC | 1 | | \$1,351.44 | |
| 16195 | CAJAMARCA Exc Award (06/30/2016, 06/30/2018, 06/30/2020) | 11/10/1948 | Active | 85 | 1 | 5 | -4 | -4.49% | 89 | 4 | 0 | | | P,S,T,M,VP SC | 0 | | \$222.23 | |
| 36462 | CAJAMARCA EL PROGRESO Exc Award (06/30/2016, 06/30/2020) | 01/15/1979 | Active | 32 | 6 | 2 | 4 | 14.29% | 28 | 4 | 0 | | | P,S,T,M,VP SC | 0 | | \$664.70 | |
| 150062 | Cajamarca Melvin Jones Exc Award (06/30/2024) | 03/07/2022 | Active | 34 | 5 | 2 | 3 | 9.68% | 31 | 3 | 0 | | | P,S,T,M,VP SC | 0 | | \$681.48 | |




Club Health Assessment for District H 1 through June 2025

| | | | Status | | Membership | | | | | | Reports | | | | | Finance | | LCIF |
|------------------------------------------------|--------------------------------|--------------|-----------------------------------------------------|-----------------------------|-------------------|---------------------|----------------|-----------------------------------------|----------------------------|--------------------------------------------|-------------------------------------|------------------------------------|------------------------|-----------------------------------------------|------------------------------------------|-----------------|-----------------------------------|------|
| Club Number | Club Name | Charter Date | | Current Member Count | YTD Members Added | YTD Members Dropped | YTD Net Growth | YTD Net Growth% | Member Count 12 Months Ago | Avg. length of service for dropped members | Months Since Last MMR *** | Yrs. Since Last Officer Report | President Rotation | Vice President Reported **** | Months Since Last Activity Report *** | Account Balance | Donations for current Fiscal Year | |
| | | | Number of times on status quo within last two years | If below 15 members appears | | | | If net loss is greater than 20% appears | | | If no report in 3 months appears in | When more than one year appears in | Number of repeat terms | Notes the officers that do not have an active | If no report at 12 months appears in red | | | |
| 142114 | Cajamarca Valle Dorado | 07/10/2020 | Active | 26 | 2 | 0 | 2 | 8.33% | 24 | | 3 | | | P,S,T,M,VP SC | 0 | | \$254.50 | |
| 16198 | CASMA | 01/12/1967 | Active | 7 | 0 | 1 | -1 | -12.50% | 8 | 2 | 5 | | | P,S,T,M,VP SC | 6 | | \$4.00 | |
| Exc Award (06/30/2016, 06/30/2021) | | | | | | | | | | | | | | | | | | |
| 125221 | CASMA MARIA MAGDALENA | 06/22/2015 | Active(1) | 12 | 1 | 6 | -5 | -29.41% | 17 | 3 | 0 | | 2 | P,S,T,M,VP SC | 1 | | | |
| Exc Award (06/30/2021) | | | | | | | | | | | | | | | | | | |
| 116138 | CATACAOS JOSE CAYETANO HEREDIA | 02/22/2012 | Active | 13 | 0 | 0 | 0 | 0.00% | 13 | | 16 | | 2 | P,S,T,M,VP SC | 5 | | \$13.00 | |
| Exc Award (06/30/2016) | | | | | | | | | | | | | | | | | | |
| 128752 | Caxamarca-Centenario | 08/26/2016 | Active | 32 | 6 | 6 | 0 | 0.00% | 32 | 4 | 0 | | | P,S,T,M,VP SC | 1 | | \$14.00 | |
| Exc Award (06/30/2018, 06/30/2020, 06/30/2021) | | | | | | | | | | | | | | | | | | |
| 136038 | Chachapoyas | 07/17/2018 | Active(1) | 16 | 5 | 4 | 1 | 6.67% | 15 | 4 | 0 | | | P,S,T,M,VP SC | 1 | | \$6.00 | |
| 16200 | CHANCAY | 06/06/1968 | Active | 25 | 2 | 3 | -1 | -3.85% | 26 | 15 | 0 | | | P,S,T,M,VP SC | 10 | | \$148.00 | |
| Exc Award (06/30/2018) | | | | | | | | | | | | | | | | | | |
| 126960 | Chao Centenario | 03/07/2016 | Active(2) | 16 | 0 | 0 | 0 | 0.00% | 16 | | 12 | | | P,S,T,M,VP SC | 6 | | \$16.00 | |
| Exc Award (06/30/2018, 06/30/2020) | | | | | | | | | | | | | | | | | | |
| 135011 | Chepen Centenario | 06/07/2018 | Active(2) | 19 | 22 | 13 | 9 | 90.00% | 10 | 4 | 0 | | 3 | P,S,T,M,VP SC | 0 | | \$1,550.24 | |
| Exc Award (06/30/2021) | | | | | | | | | | | | | | | | | | |
| 16202 | CHICLAYO | 10/15/1947 | Active | 33 | 4 | 2 | 2 | 6.45% | 31 | 5 | 0 | | | P,S,T,M,VP SC | 0 | | \$1,042.50 | |
| Exc Award (06/30/2016, 06/30/2018, 06/30/2020) | | | | | | | | | | | | | | | | | | |
| 97462 | CHICLAYO CENTRO | 06/30/2006 | Active | 12 | 2 | 4 | -2 | -14.29% | 14 | 2 | 0 | | 3 | P,S,T,M,VP SC | 0 | | \$1,094.00 | |
| Exc Award (06/30/2016, 06/30/2017, 06/30/2020) | | | | | | | | | | | | | | | | | | |
| 34844 | CHICLAYO EL PACIFICO | 12/12/1977 | Active | 14 | 1 | 0 | 1 | 7.69% | 13 | | 0 | | | P,S,T,M,VP SC | 0 | | \$39.50 | |
| Exc Award (06/30/2021) | | | | | | | | | | | | | | | | | | |
| 151175 | Chiclayo Helen Keller | 06/21/2022 | Active(2) | 6 | 0 | 4 | -4 | -40.00% | 10 | 3 | 0 | | 4 | P,S,T,M,VP SC | 0 | | \$12.00 | |
| 118050 | CHICLAYO LA VICTORIA | 10/19/2012 | Active | 21 | 0 | 0 | 0 | 0.00% | 21 | | 12 | | | P,S,T,M,VP SC | 1 | 90+ Days | \$46.50 | |
| Exc Award (06/30/2016, 06/30/2018, 06/30/2020) | | | | | | | | | | | | | | | | | | |
| 61979 | CHICLAYO LAS MUSAS | 05/26/1999 | Active | 40 | 1 | 2 | -1 | -2.44% | 41 | 6 | 2 | | | P,S,T,M,VP SC | 0 | | \$2,366.17 | |
| Exc Award (06/30/2016, 06/30/2018, 06/30/2020) | | | | | | | | | | | | | | | | | | |
| 36216 | CHICLAYO LOS PARQUES | 11/27/1978 | Active | 21 | 0 | 1 | -1 | -4.55% | 22 | 31 | 3 | | 2 | P,S,T,M,VP SC | 0 | | \$1,042.00 | |



Club Health Assessment for District H 1 through June 2025

|  | | | Status | Membership | | | | | | | Reports | | | | | Finance | | LCIF |
|------------------------------------------------------------------------------------------|-----------|--------------|-----------------------------------------------------|-----------------------------|-------------------|---------------------|----------------|-----------------|-----------------------------------------|--------------------------------------------|---------------------------|-------------------------------------|------------------------------------|------------------------------|-----------------------------------------------|------------------------------------------|-----------------------------------|------|
| Club Number | Club Name | Charter Date | | Current Member Count | YTD Members Added | YTD Members Dropped | YTD Net Growth | YTD Net Growth% | Member Count 12 Months Ago | Avg. length of service for dropped members | Months Since Last MMR *** | Yrs. Since Last Officer Report | President Rotation | Vice President Reported **** | Months Since Last Activity Report *** | Account Balance | Donations for current Fiscal Year | |
| | | | Number of times on status quo within last two years | If below 15 members appears | | | | | If net loss is greater than 20% appears | | | If no report in 3 months appears in | When more than one year appears in | Number of repeat terms | Notes the officers that do not have an active | If no report at 12 months appears in red | | |
| Exc Award (06/30/2018, 06/30/2020, 06/30/2021) 29219 CHICLAYO SALAVERRY 04/30/1974 | | | Active | 22 | 7 | 2 | 5 | 29.41% | 17 | 20 | 0 | | | P,S,T,M,VP SC | 0 | | \$2,206.46 | |
| Exc Award (06/30/2020, 06/30/2023) 36813 CHICLAYO SAN JUAN 03/30/1979 | | | Active | 13 | 2 | 3 | -1 | -7.14% | 14 | 1 | 0 | | 5 | P,S,T,M,VP SC | 0 | | \$36.75 | |
| Exc Award (06/30/2020, 06/30/2021) 16203 CHICLAYO SANTA VICTORIA 05/03/1971 | | | Active | 16 | 1 | 5 | -4 | -20.00% | 20 | 13 | 0 | | | P,S,T,M,VP SC | 0 | | \$12.25 | |
| Exc Award (06/30/2016, 06/30/2018, 06/30/2020) 36898 CHICLAYO VILLARREAL 04/17/1979 | | | Active | 18 | 0 | 0 | 0 | 0.00% | 18 | | 13 | | | P,S,T,M,VP SC | 0 | | \$369.50 | |
| Exc Award (06/30/2020, 06/30/2021, 06/30/2022) 16204 CHIMBOTE 06/04/1949 | | | Active | 55 | 4 | 3 | 1 | 1.85% | 54 | 23 | 0 | | | P,S,T,M,VP SC | 8 | | \$2,031.49 | |
| Exc Award (06/30/2018, 06/30/2020, 06/30/2022) 120368 Chimbote "En Accion" 10/04/2013 | | | Active | 23 | 3 | 14 | -11 | -32.35% | 34 | 6 | 0 | | | P,S,T,M,VP SC | 0 | | \$27.75 | |
| Exc Award (06/30/2016, 06/30/2020, 06/30/2022) 59640 CHIMBOTE BUENOS AIRES 06/12/1997 | | | Active | 43 | 1 | 3 | -2 | -4.44% | 45 | 12 | 0 | | | P,S,T,M,VP SC | 0 | | \$150.50 | |
| Exc Award (06/30/2016, 06/30/2017, 06/30/2022) 126506 Chimbote Centenario 01/12/2016 | | | Active | 16 | 2 | 5 | -3 | -15.79% | 19 | 6 | 0 | | | P,S,T,M,VP SC | 1 | | \$334.98 | |
| Exc Award (06/30/2023, 06/30/2024) 154966 Chimbote Corazón 06/28/2023 | | | Active | 21 | 0 | 3 | -3 | -12.50% | 24 | 2 | 0 | | | P,S,T,M,VP SC | 8 | | \$24.00 | |
| Exc Award (06/30/2016) 95076 CHIMBOTE ISLA BLANCA 01/23/2006 | | | Active | 12 | 1 | 9 | -8 | -40.00% | 20 | 3 | 0 | | | P,S,T,M,VP SC | 6 | | \$30.50 | |
| Exc Award (06/30/2018) 61855 CHOTA ACUNTA 04/29/1999 | | | Active(1) | 18 | 1 | 0 | 1 | 5.88% | 17 | | 0 | | | P,S,T,M,VP SC | 0 | | \$18.00 | |
| Exc Award (06/30/2018) 111359 EL ALTO CABO BLANCO 06/15/2011 | | | Active(2) | 5 | 1 | 0 | 1 | 25.00% | 4 | | 0 | | | P,S,T,M,VP SC | 8 | | \$28.74 | |
| Exc Award (06/30/2018) 106856 FERRENAFE SICAN 11/16/2009 | | | Active(1) | 16 | 5 | 5 | 0 | 0.00% | 16 | 5 | 0 | | | P,S,T,M,VP SC | 1 | | \$1,036.00 | |
| Exc Award (06/30/2018, 06/30/2020, 06/30/2022) 33544 GUADALUPE 03/22/1977 | | | Active(1) | 18 | 4 | 3 | 1 | 5.88% | 17 | 3 | 0 | | | P,S,T,M,VP SC | 1 | | \$38.50 | |
| Exc Award (06/30/2016) 16209 HUACHO 03/05/1948 | | | Active | 22 | 3 | 3 | 0 | 0.00% | 22 | 11 | 1 | | 2 | P,S,T,M,VP SC | 0 | | \$31.50 | |



Club Health Assessment for District H 1 through June 2025

| | | | Status | Membership | | | | | | Reports | | | | | Finance | LCIF | |
|------------------------------------------------|-------------------------------------|--------------|-----------------------------------------------------|-----------------------------|-------------------|---------------------|----------------|-----------------------------------------|----------------------------|--------------------------------------------|-------------------------------------|------------------------------------|------------------------|-----------------------------------------------|------------------------------------------|-----------------|-----------------------------------|
| Club Number | Club Name | Charter Date | | Current Member Count | YTD Members Added | YTD Members Dropped | YTD Net Growth | YTD Net Growth% | Member Count 12 Months Ago | Avg. length of service for dropped members | Months Since Last MMR *** | Yrs. Since Last Officer Report | President Rotation | Vice President Reported **** | Months Since Last Activity Report *** | Account Balance | Donations for current Fiscal Year |
| | | | Number of times on status quo within last two years | If below 15 members appears | | | | If net loss is greater than 20% appears | | | If no report in 3 months appears in | When more than one year appears in | Number of repeat terms | Notes the officers that do not have an active | If no report at 12 months appears in red | | |
| Exc Award (06/30/2016, 06/30/2020, 06/30/2022) | 102523 HUACHO IRENE SALVADOR | 06/23/2008 | Active | 13 | 1 | 2 | -1 | -7.14% | 14 | 11 | 4 | | 3 | P,S,T,M,VP SC | 0 | | \$157.50 |
| Exc Award (06/30/2016, 06/30/2020) | 103963 HUACHO MELVIN JONES | 11/12/2008 | Active | 35 | 2 | 3 | -1 | -2.78% | 36 | 8 | 1 | | | P,S,T,M,VP SC | 1 | | \$90.75 |
| Exc Award (06/30/2022, 06/30/2023, 06/30/2024) | 99200 HUACHO UNION Y AMISTAD | 04/24/2007 | Active | 36 | 4 | 1 | 3 | 9.09% | 33 | 3 | 1 | | | P,S,T,M,VP SC | 0 | | \$218.00 |
| Exc Award (06/30/2016, 06/30/2021, 06/30/2024) | 54507 HUANCHACO | 05/25/1993 | Active | 19 | 3 | 0 | 3 | 18.75% | 16 | | 0 | | | P,S,T,M,VP SC | 0 | | \$1,017.50 |
| Exc Award (06/30/2016, 06/30/2024) | 51612 HUARAL CENTENARIO | 05/09/1991 | Active | 22 | 1 | 1 | 0 | 0.00% | 22 | 7 | 0 | | | P,S,T,M,VP SC | 1 | | \$290.50 |
| Exc Award (06/30/2017, 06/30/2018, 06/30/2022) | 100053 HUARAZ HUASCARAN | 08/21/2007 | Active(1) | 11 | 0 | 1 | -1 | -8.33% | 12 | 12 | 0 | | 3 | P,S,T,M,VP SC | 8 | | \$11.50 |
| Exc Award (06/30/2016, 06/30/2017, 06/30/2022) | 108788 LA ESPERANZA | 06/24/2010 | Active | 13 | 1 | 0 | 1 | 8.33% | 12 | | 0 | | 12 | P,S,T,M,VP SC | 0 | | \$12.00 |
| Exc Award (06/30/2016, 06/30/2018) | 77966 LAMBAYEQUE CIUDAD EVOCADORA | 12/15/2003 | Active | 28 | 2 | 3 | -1 | -3.45% | 29 | 7 | 1 | | | P,S,T,M,VP SC | 0 | | \$660.50 |
| Exc Award (06/30/2016, 06/30/2017, 06/30/2022) | 150118 Lambayeque Real Sipan | 03/08/2022 | Active | 8 | 2 | 2 | 0 | 0.00% | 8 | 3 | 1 | | | P,S,T,M,VP SC | 3 | | \$47.25 |
| | 126062 Laredo | 10/29/2015 | Active | 12 | 0 | 6 | -6 | -33.33% | 18 | 4 | 0 | | None | P,S,T,M,VP SC | 3 | | \$8.00 |
| Exc Award (06/30/2016, 06/30/2017, 06/30/2022) | 133298 Laredo Centenario | 11/30/2017 | Active | 19 | 2 | 4 | -2 | -9.52% | 21 | 4 | 1 | | | P,S,T,M,VP SC | 2 | | \$20.00 |
| Exc Award (06/30/2018, 06/30/2020) | 31563 LEONARDO ORTIZ | 01/26/1976 | Active(1) | 19 | 1 | 6 | -5 | -20.83% | 24 | 2 | 0 | | | P,S,T,M,VP SC | 0 | | \$1,093.48 |
| Exc Award (06/30/2016, 06/30/2017, 06/30/2022) | 97390 LLAMPALLEC | 06/26/2006 | Active | 11 | 4 | 1 | 3 | 37.50% | 8 | 3 | 0 | | | P,S,T,M,VP SC | 0 | | \$28.00 |
| Exc Award (06/30/2016) | 108410 LOS ORGANOS CONCESION PATRIA | 05/20/2010 | Active(1) | 5 | 1 | 0 | 1 | 25.00% | 4 | | 1 | | | P,S,T,M,VP SC | 4 | | \$24.00 |
| Exc Award (06/30/2016, 06/30/2020) | 45118 NEGRITOS | 06/19/1985 | Active(1) | 12 | 0 | 2 | -2 | -14.29% | 14 | 10 | 0 | | | P,S,T,M,VP SC | 8 | | \$13.00 |



Club Health Assessment for District H 1 through June 2025

| | | | Status | Membership | | | | | | | Reports | | | | | Finance | | LCIF |
|------------------------------------------------|--------------------------------------------|--------------|-----------------------------------------------------|-----------------------------|-------------------|---------------------|----------------|-----------------|-----------------------------------------|--------------------------------------------|---------------------------|-------------------------------------|------------------------------------|------------------------------|----------------------------------------------------------|-------------------------------|-----------------------------------|------|
| Club Number | Club Name | Charter Date | | Current Member Count | YTD Members Added | YTD Members Dropped | YTD Net Growth | YTD Net Growth% | Member Count 12 Months Ago | Avg. length of service for dropped members | Months Since Last MMR *** | Yrs. Since Last Officer Report | President Rotation | Vice President Reported **** | Months Since Last Activity Report *** | Account Balance | Donations for current Fiscal Year | |
| | | | Number of times on status quo within last two years | If below 15 members appears | | | | | If net loss is greater than 20% appears | | | If no report in 3 months appears in | When more than one year appears in | Number of repeat terms | Notes the officers that do not have appears in an active | If no report at 12 months red | | |
| Exc Award (06/30/2018, 06/30/2020) | | | | | | | | | | | | | | | | | | |
| 59252 | NUEVO CHIMBOTE | 03/17/1997 | Active | 18 | 0 | 1 | -1 | -5.26% | 19 | 2 | 0 | | 4 | P,S,T,M,VP SC | 7 | | \$9.50 | |
| Exc Award (06/30/2017, 06/30/2018) | | | | | | | | | | | | | | | | | | |
| 32219 | PACASMAYO | 05/11/1976 | Active | 33 | 5 | 4 | 1 | 3.13% | 32 | 8 | 1 | | | P,S,T,M,VP SC | 1 | | \$117.98 | |
| Exc Award (06/30/2016, 06/30/2018, 06/30/2020) | | | | | | | | | | | | | | | | | | |
| 126224 | Pacasmayo Centenario | 11/18/2015 | Active | 16 | 2 | 1 | 1 | 6.67% | 15 | 1 | 1 | | | P,S,T,M,VP SC | 2 | | \$223.00 | |
| Exc Award (06/30/2016) | | | | | | | | | | | | | | | | | | |
| 34955 | PAIJAN | 01/17/1978 | Active | 19 | 1 | 2 | -1 | -5.00% | 20 | 10 | 0 | | | P,S,T,M,VP SC | 1 | | \$59.50 | |
| Exc Award (06/30/2016, 06/30/2018, 06/30/2020) | | | | | | | | | | | | | | | | | | |
| 16218 | PAITA | 02/08/1963 | Active(1) | 22 | 11 | 4 | 7 | 46.67% | 15 | 30 | 0 | | 2 | P,S,T,M,VP SC | 3 | | \$15.00 | |
| Exc Award (06/30/2017) | | | | | | | | | | | | | | | | | | |
| 151072 | Pimentel Billy Del Castillo | 06/10/2022 | Active(1) | 8 | 0 | 4 | -4 | -33.33% | 12 | 2 | 6 | | 4 | P,S,T,M,VP SC | 1 | | | |
| 16219 | PIURA | 11/04/1947 | Active(1) | 23 | 1 | 21 | -20 | -46.51% | 43 | 5 | 0 | | | P,S,T,M,VP SC | 10 | | \$15.25 | |
| Exc Award (06/30/2016, 06/30/2017, 06/30/2020) | | | | | | | | | | | | | | | | | | |
| 131422 | Piura - Centenario Santa Teresa de Calcuta | 06/19/2017 | Active(1) | 12 | 3 | 1 | 2 | 20.00% | 10 | 8 | 2 | | | P,S,T,M,VP SC | 5 | | \$5.00 | |
| 53076 | PIURA ALMIRANTE MIGUEL GRAU | 05/14/1992 | Active | 28 | 2 | 0 | 2 | 7.69% | 26 | | 3 | | | P,S,T,M,VP SC | 1 | | \$319.74 | |
| Exc Award (06/30/2016, 06/30/2017, 06/30/2020) | | | | | | | | | | | | | | | | | | |
| 150880 | Piura Amar y Servir | 05/19/2022 | Active | 12 | 0 | 2 | -2 | -14.29% | 14 | 3 | 0 | | | P,S,T,M,VP SC | 0 | | \$407.21 | |
| 78962 | PIURA CARLOTA RAMOS DE SANTOLAYA | 04/12/2004 | Active(1) | 8 | 1 | 8 | -7 | -46.67% | 15 | 7 | 1 | | | P,S,T,M,VP SC | 1 | | \$12.50 | |
| Exc Award (06/30/2020) | | | | | | | | | | | | | | | | | | |
| 127465 | Piura Centenario Los Tallanes | 05/25/2016 | Active | 13 | 0 | 2 | -2 | -13.33% | 15 | 3 | 0 | | 2 | P,S,T,M,VP SC | 6 | | \$7.50 | |
| 41505 | PIURA IGNACIO MERINO | 06/09/1982 | Active | 29 | 2 | 8 | -6 | -17.14% | 35 | 14 | 0 | | | P,S,T,M,VP SC | 0 | | \$897.00 | |
| Exc Award (06/30/2018, 06/30/2020, 06/30/2020) | | | | | | | | | | | | | | | | | | |
| 138665 | Piura Más Allá del Horizonte | 06/19/2019 | Active | 16 | 6 | 6 | 0 | 0.00% | 16 | 4 | 0 | | | P,S,T,M,VP SC | 0 | | \$10.00 | |
| Exc Award (06/30/2020) | | | | | | | | | | | | | | | | | | |
| 44641 | PIURA MIRAFLORES | 02/13/1985 | Active | 26 | 0 | 4 | -4 | -13.33% | 30 | 4 | 0 | | | P,S,T,M,VP SC | 8 | | \$50.00 | |
| Exc Award (06/30/2016, 06/30/2017, 06/30/2020) | | | | | | | | | | | | | | | | | | |



Club Health Assessment for District H 1 through June 2025

| | | | Status | Membership | | | | | | | Reports | | | | Finance | LCIF | | |
|-------------|-----------------------------------------------------------------------------|--------------|-----------------------------------------------------|-----------------------------|-------------------|---------------------|----------------|-----------------|-----------------------------------------|--------------------------------------------|---------------------------|--------------------------------|-------------------------------------|------------------------------------|---------------------------------------|-----------------------------------------------|------------------------------------------|--|
| Club Number | Club Name | Charter Date | | Current Member Count | YTD Members Added | YTD Members Dropped | YTD Net Growth | YTD Net Growth% | Member Count 12 Months Ago | Avg. length of service for dropped members | Months Since Last MMR *** | Yrs. Since Last Officer Report | President Rotation | Vice President Reported **** | Months Since Last Activity Report *** | Account Balance | Donations for current Fiscal Year | |
| | | | Number of times on status quo within last two years | If below 15 members appears | | | | | If net loss is greater than 20% appears | | | | If no report in 3 months appears in | When more than one year appears in | Number of repeat terms | Notes the officers that do not have an active | If no report at 12 months appears in red | |
| 61336 | PIURA SAN FRANCISCO DE ASIS Exc Award (06/30/2016, 06/30/2017) | 12/09/1998 | Active | 19 | 3 | 0 | 3 | 18.75% | 16 | | 0 | | | P,S,T,M,VP SC | 1 | | \$28.00 | |
| 136993 | Piura Santo Juan Pablo II Exc Award (06/30/2020, 06/30/2022, 06/30/20 | 12/10/2018 | Active(2) | 15 | 3 | 5 | -2 | -11.76% | 17 | 3 | 0 | | | P,S,T,M,VP SC | 0 | | \$15.50 | |
| 130062 | Piura-Santa Maria Centenario Exc Award (06/30/2017, 06/30/2020, 06/30/20 | 02/16/2017 | Active | 11 | 0 | 4 | -4 | -26.67% | 15 | 3 | 0 | | | P,S,T,M,VP SC | 1 | | \$30.74 | |
| 144175 | Querecotillo Inka Centenario | 12/18/2020 | Active(1) | 11 | 11 | 5 | 6 | 120.00% | 5 | 6 | 0 | | | P,S,T,M,VP SC | 5 | 90+ Days | \$3.50 | |
| 105969 | SAN MIGUEL DE PIURA Exc Award (06/30/2017, 06/30/2019, 06/30/20 | 06/25/2009 | Active | 24 | 2 | 2 | 0 | 0.00% | 24 | 8 | 1 | | 2 | P,S,T,M,VP SC | 1 | | \$34.00 | |
| 34304 | SAN PEDRO DE LLOC Exc Award (06/30/2016, 06/30/2018, 06/30/20 | 07/21/1977 | Active(1) | 29 | 3 | 4 | -1 | -3.33% | 30 | 10 | 0 | | | P,S,T,M,VP SC | 0 | | \$76.00 | |
| 126565 | Santa Maria Exc Award (06/30/2018, 06/30/2020, 06/30/20 | 01/20/2016 | Active(1) | 21 | 2 | 1 | 1 | 5.00% | 20 | 3 | 0 | | 2 | P,S,T,M,VP SC | 0 | | \$160.50 | |
| 16224 | SULLANA | 06/10/1956 | Active | 15 | 0 | 2 | -2 | -11.76% | 17 | 2 | 0 | | 2 | P,S,T,M,VP SC | 6 | | \$8.50 | |
| 111497 | SULLANA TURICARAMI Exc Award (06/30/2016) | 06/29/2011 | Active | 18 | 3 | 2 | 1 | 5.88% | 17 | 8 | 5 | | | P,S,T,M,VP SC | 1 | 90+ Days | \$46.75 | |
| 16225 | TALARA | 01/03/1949 | Active | 12 | 0 | 1 | -1 | -7.69% | 13 | 5 | 3 | | | P,S,T,M,VP SC | 7 | | \$38.50 | |
| 47749 | TALARA SANTA ROSA Exc Award (06/30/2016, 06/30/2017, 06/30/20 | 10/05/1987 | Active | 26 | 4 | 0 | 4 | 18.18% | 22 | | 0 | | | P,S,T,M,VP SC | 0 | | \$521.21 | |
| 83059 | TEMBLADERA Exc Award (06/30/2016, 06/30/2018) | 06/30/2004 | Active | 16 | 1 | 0 | 1 | 6.67% | 15 | | 4 | | | P,S,T,M,VP SC | 1 | 90+ Days | | |
| 16227 | TRUJILLO Exc Award (06/30/2016, 06/30/2020, 06/30/20 | 11/21/1947 | Active | 50 | 7 | 9 | -2 | -3.85% | 52 | 10 | 0 | | | P,S,T,M,VP SC | 0 | | \$709.24 | |
| 131420 | Trujillo - Melvin Jones Exc Award (06/30/2018) | 06/20/2017 | Active | 6 | 0 | 0 | 0 | 0.00% | 6 | | 12 | | 2 | P,S,T,M,VP SC | 0 | | \$9.00 | |
| 134876 | Trujillo - Mujeres de Corazon Exc Award (06/30/2020) | 05/31/2018 | Active | 21 | 9 | 5 | 4 | 23.53% | 17 | 6 | 0 | | 2 | P,S,T,M,VP SC | 0 | | \$1,007.00 | |
| 129507 | Trujillo - Semillas de Amor | 12/12/2016 | Active | 17 | 1 | 1 | 0 | 0.00% | 17 | 9 | 0 | | | P,S,T,M,VP SC | 1 | | \$8.50 | |



Club Health Assessment for District H 1 through June 2025

| | | | Status | Membership | | | | | | Reports | | | | | Finance | | LCIF | | | |
|----------------------------------------------|-----------------------------------|--------------|-----------------------------------------------------|-----------------------------|-------------------|---------------------|----------------|-----------------|-----------------------------------------|--------------------------------------------|---------------------------|--------------------------------|--------------------|------------------------------|---------------------------------------|------------------------------------|-----------------------------------|-----------------------------------------------|------------------------------------------|--|
| Club Number | Club Name | Charter Date | | Current Member Count | YTD Members Added | YTD Members Dropped | YTD Net Growth | YTD Net Growth% | Member Count 12 Months Ago | Avg. length of service for dropped members | Months Since Last MMR *** | Yrs. Since Last Officer Report | President Rotation | Vice President Reported **** | Months Since Last Activity Report *** | Account Balance | Donations for current Fiscal Year | | | |
| | | | Number of times on status quo within last two years | If below 15 members appears | | | | | If net loss is greater than 20% appears | | | | | | If no report in 3 months appears in | When more than one year appears in | Number of repeat terms | Notes the officers that do not have an active | If no report at 12 months appears in red | |
| Exc Award (06/30/2018) | | | | | | | | | | | | | | | | | | | | |
| 123109 | Trujillo "Juntos Servimos Mejor" | 09/11/2014 | Active(1) | 28 | 0 | 0 | 0 | 0.00% | 28 | | 5 | | | P,S,T,M,VP SC | 3 | | \$2,028.00 | | | |
| Exc Award (06/30/1930, 06/30/2016, 06/30/20) | | | | | | | | | | | | | | | | | | | | |
| 139192 | Trujillo Acción y Servicio | 07/11/2019 | Active(1) | 10 | 2 | 3 | -1 | -9.09% | 11 | 2 | 0 | | | P,S,T,M,VP SC | 2 | | \$5.50 | | | |
| Exc Award (06/30/2020) | | | | | | | | | | | | | | | | | | | | |
| 67602 | TRUJILLO AMISTAD Y SERVICIO | 04/15/2003 | Active | 30 | 1 | 4 | -3 | -9.09% | 33 | 8 | 0 | | | P,S,T,M,VP SC | 0 | | \$2,920.16 | | | |
| Exc Award (06/30/2016, 06/30/2020, 06/30/20) | | | | | | | | | | | | | | | | | | | | |
| 82730 | TRUJILLO ARMONIA | 06/22/2004 | Active(1) | 11 | 9 | 10 | -1 | -8.33% | 12 | 5 | 0 | | | P,S,T,M,VP SC | 2 | 90+ Days | \$6.00 | | | |
| Exc Award (06/30/2016) | | | | | | | | | | | | | | | | | | | | |
| 51835 | TRUJILLO CALIFORNIA | 06/27/1991 | Active | 19 | 2 | 6 | -4 | -17.39% | 23 | 8 | 0 | | | P,S,T,M,VP SC | 1 | | \$213.74 | | | |
| Exc Award (06/30/2016, 06/30/2018, 06/30/20) | | | | | | | | | | | | | | | | | | | | |
| 147568 | TRUJILLO CAMINO DE LUZ | 07/13/2021 | Active(2) | 7 | 2 | 5 | -3 | -30.00% | 10 | 2 | 2 | | 3 | P,S,T,M,VP SC | 6 | | | | | |
| 129397 | Trujillo Centenario | 11/17/2016 | Active | 21 | 9 | 6 | 3 | 16.67% | 18 | 2 | 0 | | | P,S,T,M,VP SC | 4 | | \$1,077.47 | | | |
| Exc Award (06/30/2023) | | | | | | | | | | | | | | | | | | | | |
| 126877 | Trujillo Centenario Luis Fukunaga | 02/18/2016 | Active | 23 | 5 | 5 | 0 | 0.00% | 23 | 3 | 0 | | | P,S,T,M,VP SC | 0 | | \$327.24 | | | |
| Exc Award (06/30/2018, 06/30/2020) | | | | | | | | | | | | | | | | | | | | |
| 132175 | Trujillo Colonial | 07/10/2017 | Active | 20 | 2 | 9 | -7 | -25.93% | 27 | 4 | 0 | | | P,S,T,M,VP SC | 1 | | \$336.79 | | | |
| Exc Award (06/30/2018, 06/30/2020, 06/30/20) | | | | | | | | | | | | | | | | | | | | |
| 150565 | Trujillo Corazón de León | 04/28/2022 | Active(2) | 6 | 5 | 7 | -2 | -25.00% | 8 | 1 | 1 | | | P,S,T,M,VP SC | 10 | | \$14.00 | | | |
| 57849 | TRUJILLO EL BOQUERON | 02/12/1996 | Active | 12 | 2 | 2 | 0 | 0.00% | 12 | 2 | 2 | | | P,S,T,M,VP SC | 2 | | \$11.00 | | | |
| Exc Award (06/30/2016, 06/30/2018, 06/30/20) | | | | | | | | | | | | | | | | | | | | |
| 126397 | Trujillo El Golf | 12/17/2015 | Active | 39 | 4 | 4 | 0 | 0.00% | 39 | 6 | 0 | | | P,S,T,M,VP SC | 0 | | \$19.50 | | | |
| Exc Award (06/30/2016, 06/30/2024) | | | | | | | | | | | | | | | | | | | | |
| 105680 | TRUJILLO EL PORVENIR | 06/02/2009 | Active | 14 | 0 | 2 | -2 | -12.50% | 16 | 4 | 5 | | | P,S,T,M,VP SC | 5 | | \$15.50 | | | |
| Exc Award (06/30/2017, 06/30/2018, 06/30/20) | | | | | | | | | | | | | | | | | | | | |
| 127114 | Trujillo Fortaleza | 03/29/2016 | Active(1) | 12 | 1 | 7 | -6 | -33.33% | 18 | 2 | 0 | | 2 | P,S,T,M,VP SC | 0 | 90+ Days | \$30.00 | | | |
| Exc Award (06/30/2020, 06/30/2021, 06/30/20) | | | | | | | | | | | | | | | | | | | | |
| 151055 | Trujillo Inka Lazos De Amistad | 06/06/2022 | Active | 13 | 11 | 12 | -1 | -7.14% | 14 | 1 | 0 | | | P,S,T,M,VP SC | 1 | 90+ Days | \$20.00 | | | |



Club Health Assessment for District H 1 through June 2025

| | | | Status | Membership | | | | | | | Reports | | | | | Finance | LCIF | |
|------------------------------------------------|----------------------------------|--------------|-----------------------------------------------------|-----------------------------|-------------------|---------------------|----------------|-----------------|-----------------------------------------|--------------------------------------------|---------------------------|-------------------------------------|------------------------------------|------------------------------|-----------------------------------------------|------------------------------------------|-----------------------------------|--|
| Club Number | Club Name | Charter Date | | Current Member Count | YTD Members Added | YTD Members Dropped | YTD Net Growth | YTD Net Growth% | Member Count 12 Months Ago | Avg. length of service for dropped members | Months Since Last MMR *** | Yrs. Since Last Officer Report | President Rotation | Vice President Reported **** | Months Since Last Activity Report *** | Account Balance | Donations for current Fiscal Year | |
| | | | Number of times on status quo within last two years | If below 15 members appears | | | | | If net loss is greater than 20% appears | | | If no report in 3 months appears in | When more than one year appears in | Number of repeat terms | Notes the officers that do not have an active | If no report at 12 months appears in red | | |
| 46239 | TRUJILLO LA MERCED | 05/30/1986 | Active | 32 | 4 | 5 | -1 | -3.03% | 33 | 12 | 0 | | | P,S,T,M,VP SC | 0 | | \$1,361.50 | |
| Exc Award (06/30/2018, 06/30/2019) | | | | | | | | | | | | | | | | | | |
| 137871 | Trujillo Las Palmeras del Golf | 03/29/2019 | Active | 25 | 3 | 6 | -3 | -10.71% | 28 | 4 | 0 | | | P,S,T,M,VP SC | 0 | | \$1,253.00 | |
| Exc Award (06/30/2022, 06/30/2023, 06/30/2024) | | | | | | | | | | | | | | | | | | |
| 16228 | TRUJILLO LAS QUINTANAS | 12/27/1971 | Active | 33 | 9 | 1 | 8 | 32.00% | 25 | 8 | 0 | | 2 | P,S,T,M,VP SC | 1 | | \$4,028.94 | |
| Exc Award (06/30/2016, 06/30/2018, 06/30/2020) | | | | | | | | | | | | | | | | | | |
| 110323 | TRUJILLO LUZ DE ESPERANZA | 02/21/2011 | Active | 32 | 2 | 10 | -8 | -20.00% | 40 | 9 | 0 | | | P,S,T,M,VP SC | 2 | 90+ Days | \$1,042.74 | |
| Exc Award (06/30/2016, 06/30/2017, 06/30/2020) | | | | | | | | | | | | | | | | | | |
| 115412 | TRUJILLO MISIONEROS DEL SERVICIO | 10/28/2011 | Active(1) | 11 | 2 | 20 | -18 | -62.07% | 29 | 5 | 0 | | None | P,S,T,M,VP SC | 6 | | \$2,228.74 | |
| Exc Award (06/30/2018, 06/30/2020, 06/30/2024) | | | | | | | | | | | | | | | | | | |
| 110429 | TRUJILLO NUEVA AURORA | 02/23/2011 | Active(1) | 14 | 3 | 0 | 3 | 27.27% | 11 | | 10 | | | P,S,T,M,VP SC | 1 | | \$12.50 | |
| Exc Award (06/30/2016, 06/30/2018, 06/30/2020) | | | | | | | | | | | | | | | | | | |
| 138247 | Trujillo Nuevo Amanecer | 05/10/2019 | Active | 18 | 0 | 5 | -5 | -21.74% | 23 | 4 | 1 | | | P,S,T,M,VP SC | 2 | | \$1,221.00 | |
| Exc Award (06/30/2020, 06/30/2021, 06/30/2024) | | | | | | | | | | | | | | | | | | |
| 34303 | TRUJILLO PALERMO | 07/21/1977 | Active | 57 | 7 | 7 | 0 | 0.00% | 57 | 7 | 0 | | | P,S,T,M,VP SC | 1 | | \$30.50 | |
| Exc Award (06/30/2016, 06/30/2017, 06/30/2020) | | | | | | | | | | | | | | | | | | |
| 137678 | Trujillo Por Una Sonrisa | 03/13/2019 | Active(1) | 37 | 9 | 7 | 2 | 5.71% | 35 | 3 | 0 | | | P,S,T,M,VP SC | 0 | | \$2,018.00 | |
| 16229 | TRUJILLO PRIMAVERA | 10/08/1973 | Active | 11 | 2 | 0 | 2 | 22.22% | 9 | | 0 | | 3 | P,S,T,M,VP SC | 9 | | \$12.24 | |
| Exc Award (06/30/2016, 06/30/2017) | | | | | | | | | | | | | | | | | | |
| 136104 | Trujillo Rafael Risco Boado | 07/30/2018 | Active(1) | 16 | 7 | 0 | 7 | 77.78% | 9 | | 0 | | | P,S,T,M,VP SC | 0 | | \$3,029.22 | |
| 139935 | Trujillo Reina de la Paz | 09/25/2019 | Active | 33 | 3 | 0 | 3 | 10.00% | 30 | | 1 | | | P,S,T,M,VP SC | 1 | | \$71.00 | |
| Exc Award (06/30/2022) | | | | | | | | | | | | | | | | | | |
| 16230 | TRUJILLO SAN ANDRES | 12/05/1972 | Active | 29 | 0 | 0 | 0 | 0.00% | 29 | | 3 | | | P,S,T,M,VP SC | 4 | | \$244.00 | |
| Exc Award (06/30/2016, 06/30/2019, 06/30/2020) | | | | | | | | | | | | | | | | | | |
| 150898 | Trujillo San Francisco de Asis | 05/25/2022 | Active | 15 | 3 | 6 | -3 | -16.67% | 18 | 4 | 0 | | 2 | P,S,T,M,VP SC | 1 | | \$98.50 | |
| Exc Award (06/30/2023) | | | | | | | | | | | | | | | | | | |
| 132622 | Trujillo Santa Ines Centenario | 09/11/2017 | Active | 10 | 8 | 8 | 0 | 0.00% | 10 | 7 | 0 | | | P,S,T,M,VP SC | 9 | | \$7.00 | |
| Exc Award (06/30/2020, 06/30/2021) | | | | | | | | | | | | | | | | | | |



Club Health Assessment for District H 1 through June 2025

| | | | Status | Membership | | | | | | | Reports | | | | | Finance | LCIF |
|-------------|------------------------------------------------|--------------|-----------------------------------------------------|-----------------------------|-------------------|---------------------|----------------|-----------------------------------------|----------------------------|------------------------------------|-------------------------------------|------------------------------------|------------------------|-----------------------------------------------|------------------------------------------|-----------------|-----------------------------------|
| Club Number | Club Name | Charter Date | | Current Member Count | YTD Members Added | YTD Members Dropped | YTD Net Growth | YTD Net Growth% | Member Count 12 Months Ago | Avg. length of service for members | Months Since Last MMR *** | Yrs. Since Last Officer Report | President Rotation | Vice President Reported **** | Months Since Last Activity Report *** | Account Balance | Donations for current Fiscal Year |
| | | | Number of times on status quo within last two years | If below 15 members appears | | | | If net loss is greater than 20% appears | | | If no report in 3 months appears in | When more than one year appears in | Number of repeat terms | Notes the officers that do not have an active | If no report at 12 months appears in red | | |
| 139719 | Trujillo Unidos Podemos | 08/30/2019 | Active | 28 | 5 | 6 | -1 | -3.45% | 29 | 6 | 0 | | | P,S,T,M,VP SC | 0 | | \$1,506.74 |
| | Exc Award (06/30/2020, 06/30/2021) | | | | | | | | | | | | | | | | |
| 108684 | Trujillo Virgen de la Puerta | 06/21/2010 | Active | 14 | 3 | 6 | -3 | -17.65% | 17 | 5 | 0 | | | P,S,T,M,VP SC | 1 | | \$99.74 |
| | Exc Award (06/30/2016, 06/30/2017, 06/30/2018) | | | | | | | | | | | | | | | | |
| 126095 | Tumbes | 10/30/2015 | Active | 21 | 2 | 2 | 0 | 0.00% | 21 | 2 | 0 | | | P,S,T,M,VP SC | 0 | | \$646.97 |
| | Exc Award (06/30/2017, 06/30/2018, 06/30/2019) | | | | | | | | | | | | | | | | |
| 146806 | Tumbes Bicentenario | 06/22/2021 | Active | 5 | 1 | 1 | 0 | 0.00% | 5 | 2 | 0 | | | P,S,T,M,VP SC | 8 | | \$2.50 |
| 78124 | TUMBES MADRE TERESA DE CALCUTTA | 01/26/2004 | Active | 5 | 0 | 1 | -1 | -16.67% | 6 | 21 | 1 | | | P,S,T,M,VP SC | 6 | | \$8.74 |
| | Exc Award (06/30/2016, 06/30/2018) | | | | | | | | | | | | | | | | |
| 51889 | TUMBES MIGUEL GRAU | 07/11/1991 | Active | 16 | 1 | 2 | -1 | -5.88% | 17 | 3 | 1 | | | P,S,T,M,VP SC | 1 | | \$56.50 |
| | Exc Award (06/30/2016, 06/30/2020, 06/30/2021) | | | | | | | | | | | | | | | | |
| 47003 | VIRU | 03/04/1987 | Active | 24 | 1 | 1 | 0 | 0.00% | 24 | 0 | 1 | | | P,S,T,M,VP SC | 1 | | \$1,112.00 |
| | Exc Award (06/30/2017, 06/30/2018, 06/30/2019) | | | | | | | | | | | | | | | | |
| 138761 | Zarumilla San Judas Tadeo | 06/24/2019 | Active(1) | 12 | 1 | 5 | -4 | -25.00% | 16 | 4 | 0 | | | P,S,T,M,VP SC | 2 | | \$54.00 |
| | Exc Award (06/30/2023) | | | | | | | | | | | | | | | | |

Clubs Cancelled Previous Fiscal Year – Clubs Cancelled within last 12 months may be reinstated

| Club Number | Club Name | Charter Date | Current Status* | Cancellation Date |
|-------------|--------------------------------|--------------|-----------------|-------------------|
| 140731 | Chimbote San Pedrito | 01/31/2020 | Cancelled(8*) | 07/29/2023 |
| 144336 | Cuidad de Dios | 12/23/2020 | Cancelled(8*) | 12/29/2023 |
| 151062 | Trujillo Amigos Para Siempre | 06/08/2022 | Cancelled(8*) | 12/29/2023 |
| 110044 | TRUJILLO UNIDOS EN EL SERVICIO | 01/10/2011 | Cancelled(8*) | 02/29/2024 |

| Current Total Clubs Count | YTD New Clubs Count | YTD Cancelled Clubs Count | YTD Net Club Gain | Current Total Members Count | YTD Add | YTD Drop | YTD Net Growth | YTD Net Growth % | Member Count 12 Months Ago | Average Member Count Per Club | % of Clubs with less than 20 members | % No MMR in 3 Months | % No Officer Report in 12 Months | % of Clubs with balance 90+ days | Number of Clubs in Status Quo | % Status Quo Clubs in Financial Suspension | Number of Cancelled Clubs | Average Cancelled Club Age | Members Lost Due to Cancellation | % of Clubs Cancelled for Non-Financial Reasons |
|---------------------------|---------------------|---------------------------|-------------------|-----------------------------|---------|----------|----------------|------------------|----------------------------|-------------------------------|--------------------------------------|----------------------|----------------------------------|----------------------------------|-------------------------------|--------------------------------------------|---------------------------|----------------------------|----------------------------------|------------------------------------------------|
| 131 | 7 | 0 | 7 | 2,652 | 490 | 468 | 22 | 0.84% | 2,630 | 20 | 56% | 15% | 0% | 6% | 0 | 0% | 0 | 0 | 0 | 0% |



Club Health Assessment for District H 1 through June 2025

| | | | Status | Membership | | | | | | | Reports | | | | | Finance | LCIF |
|-------------|-----------|--------------|-----------------------------------------------------|-----------------------------|-------------------|---------------------|----------------|-----------------------------------------|----------------------------|--------------------------------------------|-------------------------------------|------------------------------------|------------------------|-----------------------------------------------|------------------------------------------|-----------------|-----------------------------------|
| Club Number | Club Name | Charter Date | | Current Member Count | YTD Members Added | YTD Members Dropped | YTD Net Growth | YTD Net Growth% | Member Count 12 Months Ago | Avg. length of service for dropped members | Months Since Last MMR *** | Yrs. Since Last Officer Report | President Rotation | Vice President Reported **** | Months Since Last Activity Report *** | Account Balance | Donations for current Fiscal Year |
| | | | | | | | | | | | | | | | | | |
| | | | Number of times on status quo within last two years | If below 15 members appears | | | | If net loss is greater than 20% appears | | | If no report in 3 months appears in | When more than one year appears in | Number of repeat terms | Notes the officers that do not have an active | If no report at 12 months appears in red | | |

* - P - Priority Club. Cancellation Reasons: 1-Objectives/conduct, 2-Non-active club, 5-Non-existing club, 6-Disbanding, 7-Merger, 8-Financial Suspension, 9-District/Multiple District Dues.
** - Abbreviation: P-President, S-Secretary, T-Treasurer, M-Member Chairperson, VP-First Vice President, MC-Communications Chairperson, SC-Service Chairperson
*** - Abbreviation: N/R - Never reported using the Lions Clubs website, N/A - Not applicable, No password registered for the Lions Clubs website.
**** - Abbreviation: N - New, IP - Immediate Past, R - Repeat.



Club Health Assessment for District H 2 through June 2025

| | | | Status | Membership | | | | | | | Reports | | | | | Finance | LCIF | |
|----------------------------------------------|----------------------------------------|--------------|-----------------------------------------------------|-----------------------------|-------------------|---------------------|----------------|-----------------|-----------------------------------------|--------------------------------------------|---------------------------|-------------------------------------|------------------------------------|------------------------------|-----------------------------------------------|------------------------------------------|-----------------------------------|--|
| Club Number | Club Name | Charter Date | | Current Member Count | YTD Members Added | YTD Members Dropped | YTD Net Growth | YTD Net Growth% | Member Count 12 Months Ago | Avg. length of service for dropped members | Months Since Last MMR *** | Yrs. Since Last Officer Report | President Rotation | Vice President Reported **** | Months Since Last Activity Report *** | Account Balance | Donations for current Fiscal Year | |
| | | | Number of times on status quo within last two years | If below 15 members appears | | | | | If net loss is greater than 20% appears | | | If no report in 3 months appears in | When more than one year appears in | Number of repeat terms | Notes the officers that do not have an active | If no report at 12 months appears in red | | |
| Clubs less than two years old | | | | | | | | | | | | | | | | | | |
| 172378 | Arequipa Chiguata | 06/21/2024 | Active(1) | 26 | 6 | 0 | 6 | 30.00% | 20 | | 0 | | 2 | P,S,T,M,VP SC | 1 | | \$40.00 | |
| 177753 | Arequipa Dejando Huellas con Amor | 09/05/2024 | Active | 23 | 23 | 0 | 23 | 100.00% | 0 | | 0 | | 3 | P,S,T,M,VP SC | 1 | | \$140.00 | |
| 179772 | Arequipa Sirviendo con Amor | 03/14/2025 | Active | 25 | 26 | 1 | 25 | 100.00% | 0 | 0 | 1 | | | P,S,T,M,VP SC | 1 | | | |
| 182276 | Camana Hermosa | 06/03/2025 | Newly Chartered | 23 | 23 | 0 | 23 | 100.00% | 0 | | 0 | | | P,S,T,M,VP SC | 0 | | | |
| 177825 | Juliaca Ciudad de Los Vientos | 04/23/2025 | Newly Chartered | 21 | 21 | 0 | 21 | 100.00% | 0 | | 0 | | | P,S,T,M,VP SC | 1 | | | |
| 177525 | Peru Estrellas Del Sur | 09/04/2024 | Active | 25 | 27 | 2 | 25 | 100.00% | 0 | 0 | 0 | | | P,S,T,M,VP SC | 1 | | \$1,140.00 | |
| 182808 | Peru Los Chankas | 06/26/2025 | Newly Chartered | 20 | 20 | 0 | 20 | 100.00% | 0 | | 0 | | | P,S,T,M,VP SC | N/R | | | |
| 179170 | Puno Peru Central | 12/11/2024 | Active(1) | 20 | 20 | 0 | 20 | 100.00% | 0 | | 0 | | | P,S,T,M,VP SC | 6 | | \$30.00 | |
| 157798 | Sicuani | 03/28/2024 | Active | 20 | 4 | 8 | -4 | -16.67% | 24 | 1 | 1 | | 2 | P,S,T,M,VP SC | 4 | | \$20.00 | |
| 158050 | Tacna Las Bugambilias | 04/11/2024 | Active | 27 | 7 | 5 | 2 | 8.00% | 25 | 1 | 0 | | 3 | P,S,T,M,VP SC | 0 | | \$280.00 | |
| Clubs more than two years old | | | | | | | | | | | | | | | | | | |
| 136353 | Abancay Nuevo | 08/31/2018 | Active(3) | 11 | 11 | 22 | -11 | -50.00% | 22 | 7 | 4 | | 2 | P,S,T,M,VP SC | 4 | 90+ Days | | |
| 16235 | AREQUIPA | 03/10/1948 | Active | 28 | 1 | 9 | -8 | -22.22% | 36 | 11 | 0 | | | P,S,T,M,VP SC | 9 | | \$1,210.00 | |
| Exc Award (06/30/2018, 06/30/2019) | | | | | | | | | | | | | | | | | | |
| 62101 | AREQUIPA ARMONIA | 06/14/1999 | Active | 35 | 12 | 2 | 10 | 40.00% | 25 | 14 | 0 | | 2 | P,S,T,M,VP SC | 0 | | \$173.00 | |
| Exc Award (06/30/2018, 06/30/2019, 06/30/20) | | | | | | | | | | | | | | | | | | |
| 125991 | Arequipa Centenario | 10/30/2015 | Active(1) | 20 | 5 | 3 | 2 | 11.11% | 18 | 6 | 0 | | | P,S,T,M,VP SC | 0 | | \$10.00 | |
| Exc Award (06/30/2020) | | | | | | | | | | | | | | | | | | |
| 134610 | Arequipa Construyendo Esperanza | 04/25/2018 | Active(2) | 6 | 4 | 0 | 4 | 200.00% | 2 | | 9 | | 3 | P,S,T,M,VP SC | 3 | | | |
| 138662 | Arequipa Corazones Solidarios | 06/21/2019 | Cancelled(6*) | 0 | 0 | 3 | -3 | -100.00% | 3 | 8 | 4 | | None | P,S,T,M,VP SC | 17 | | | |
| 125763 | Arequipa Generacion Lider | 09/30/2015 | Active | 13 | 3 | 7 | -4 | -23.53% | 17 | 5 | 1 | | | P,S,T,M,VP SC | 0 | | \$100.00 | |
| Exc Award (06/30/2018, 06/30/2020, 06/30/20) | | | | | | | | | | | | | | | | | | |
| 82350 | AREQUIPA JOSE LUIS BUSTAMANTE Y RIVERO | 05/18/2004 | Active | 20 | 4 | 9 | -5 | -20.00% | 25 | 7 | 0 | | | P,S,T,M,VP SC | 0 | | \$40.00 | |



Club Health Assessment for District H 2 through June 2025

| | | | Status | Membership | | | | | | | Reports | | | | | Finance | LCIF |
|------------------------------------------------|-----------|--------------|-----------------------------------------------------|-----------------------------|-------------------|---------------------|----------------|-----------------------------------------|----------------------------|--------------------------------------------|-------------------------------------|------------------------------------|------------------------|-----------------------------------------------|------------------------------------------|-----------------|-----------------------------------|
| Club Number | Club Name | Charter Date | | Current Member Count | YTD Members Added | YTD Members Dropped | YTD Net Growth | YTD Net Growth% | Member Count 12 Months Ago | Avg. length of service for dropped members | Months Since Last MMR *** | Yrs. Since Last Officer Report | President Rotation | Vice President Reported **** | Months Since Last Activity Report *** | Account Balance | Donations for current Fiscal Year |
| | | | Number of times on status quo within last two years | If below 15 members appears | | | | If net loss is greater than 20% appears | | | If no report in 3 months appears in | When more than one year appears in | Number of repeat terms | Notes the officers that do not have an active | If no report at 12 months appears in red | | |
| Exc Award (06/30/2018, 06/30/2019, 06/30/2020) | | | Active | 21 | 0 | 1 | -1 | -4.55% | 22 | 8 | 6 | | | P,S,T,M,VP SC | 0 | | |
| 117456 AREQUIPA LEONES DEL MISTI | | | | | | | | | | | | | | | | | |
| Exc Award (06/30/2022, 06/30/2023) | | | Active(2) | 3 | 0 | 8 | -8 | -72.73% | 11 | 3 | 0 | | | P,S,T,M,VP SC | 8 | | |
| 143725 Arequipa Liderando el Cambio | | | | | | | | | | | | | | | | | |
| Exc Award (06/30/2023) | | | Active | 13 | 2 | 5 | -3 | -18.75% | 16 | 4 | 0 | | 2 | P,S,T,M,VP SC | 6 | | \$10.00 |
| 99541 Arequipa Lideres en el Servicio | | | | | | | | | | | | | | | | | |
| Exc Award (06/30/2018) | | | Active | 7 | 1 | 6 | -5 | -41.67% | 12 | 6 | 0 | | 3 | P,S,T,M,VP SC | 7 | | \$30.00 |
| 125871 Arequipa Los Characatos | | | | | | | | | | | | | | | | | |
| Exc Award (06/30/2018, 06/30/2020, 06/30/2023) | | | Cancelled(8*) | 0 | 0 | 6 | -6 | -100.00% | 6 | 6 | 6 | | None | P,S,T,M,VP SC | 10 | 90+ Days | |
| 136481 Arequipa Los Franciscanos | | | | | | | | | | | | | | | | | |
| AREQUIPA MIRAFLORES | | | Active | 32 | 6 | 12 | -6 | -15.79% | 38 | 4 | 0 | | | P,S,T,M,VP SC | 0 | | \$61.00 |
| Exc Award (06/30/2018, 06/30/2023) | | | Active | 23 | 1 | 1 | 0 | 0.00% | 23 | 1 | 3 | | | P,S,T,M,VP SC | 0 | | \$240.00 |
| 16236 AREQUIPA PAUCARPATA | | | | | | | | | | | | | | | | | |
| Exc Award (06/30/2018, 06/30/2019, 06/30/2020) | | | Active | 24 | 0 | 0 | 0 | 0.00% | 24 | | 9 | | | P,S,T,M,VP SC | 6 | 90+ Days | \$30.00 |
| 64090 AREQUIPA SELVA ALEGRE | | | | | | | | | | | | | | | | | |
| Exc Award (06/30/2018, 06/30/2020, 06/30/2023) | | | Active(1) | 16 | 1 | 3 | -2 | -11.11% | 18 | 12 | 4 | | None | P,S,T,M,VP SC | 8 | 90+ Days | |
| 133314 Arequipa Unidos En El Servicio | | | | | | | | | | | | | | | | | |
| Exc Award (06/30/2020, 06/30/2023) | | | Active | 1 | 4 | 13 | -9 | -90.00% | 10 | 2 | 0 | | 3 | P,S,T,M,VP SC | 1 | | |
| 154315 Calca - Valle Sagrado de Los Inkas | | | | | | | | | | | | | | | | | |
| CAMANA | | | Active | 40 | 1 | 3 | -2 | -4.76% | 42 | 20 | 0 | | | P,S,T,M,VP SC | 0 | | \$1,290.00 |
| Exc Award (06/30/2019, 06/30/2020, 06/30/2023) | | | Active(1) | 8 | 2 | 3 | -1 | -11.11% | 9 | 1 | 0 | | | P,S,T,M,VP SC | 6 | | |
| 120641 Cayma "Bello Horizonte" | | | | | | | | | | | | | | | | | |
| CORIRE VALLE DE MAJES | | | Active | 31 | 1 | 5 | -4 | -11.43% | 35 | 13 | 0 | | | P,S,T,M,VP SC | 1 | | \$40.00 |
| Exc Award (06/30/2018) | | | Active | 46 | 10 | 4 | 6 | 15.00% | 40 | 18 | 0 | | | P,S,T,M,VP SC | 1 | | \$120.00 |
| 16243 CUSCO | | | | | | | | | | | | | | | | | |
| Exc Award (06/30/2023) | | | Active(3) | 8 | 0 | 0 | 0 | 0.00% | 8 | | 10 | | 4 | P,S,T,M,VP SC | 11 | | \$60.00 |
| 59351 CUSCO AMANECER | | | | | | | | | | | | | | | | | |
| Exc Award (06/30/2018, 06/30/2020) | | | | | | | | | | | | | | | | | |



Club Health Assessment for District H 2 through June 2025

| | | | Status | Membership | | | | | | | Reports | | | | | Finance | LCIF |
|-------------|------------------------------------------------|--------------|-----------------------------------------------------|-----------------------------|-------------------|---------------------|----------------|-----------------------------------------|----------------------------|--------------------------------------------|-------------------------------------|------------------------------------|------------------------|-----------------------------------------------|------------------------------------------|-----------------|-----------------------------------|
| Club Number | Club Name | Charter Date | | Current Member Count | YTD Members Added | YTD Members Dropped | YTD Net Growth | YTD Net Growth% | Member Count 12 Months Ago | Avg. length of service for dropped members | Months Since Last MMR *** | Yrs. Since Last Officer Report | President Rotation | Vice President Reported **** | Months Since Last Activity Report *** | Account Balance | Donations for current Fiscal Year |
| | | | Number of times on status quo within last two years | If below 15 members appears | | | | If net loss is greater than 20% appears | | | If no report in 3 months appears in | When more than one year appears in | Number of repeat terms | Notes the officers that do not have an active | If no report at 12 months appears in red | | |
| 133812 | Cusco Centenario | 04/30/2018 | Active | 32 | 11 | 6 | 5 | 18.52% | 27 | 3 | 0 | | | P,S,T,M,VP SC | 0 | | \$1,840.00 |
| | Exc Award (06/30/2020, 06/30/2021, 06/30/2022) | | | | | | | | | | | | | | | | |
| 57623 | CUSCO IMPERIAL | 12/11/1995 | Active | 34 | 5 | 16 | -11 | -24.44% | 45 | 9 | 0 | | | P,S,T,M,VP SC | 0 | | \$70.00 |
| | Exc Award (06/30/2018, 06/30/2020, 06/30/2022) | | | | | | | | | | | | | | | | |
| 50697 | CUSCO INCA | 06/18/1990 | Active(3) | 19 | 2 | 4 | -2 | -9.52% | 21 | 2 | 0 | | | P,S,T,M,VP SC | 1 | | \$95.00 |
| | Exc Award (06/30/2018, 06/30/2020, 06/30/2022) | | | | | | | | | | | | | | | | |
| 126092 | Cusco Koricancha | 11/06/2015 | Active(2) | 11 | 22 | 11 | 11 | 100.00% | 0 | 5 | 0 | | None | P,S,T,M,VP SC | 2 | | \$40.00 |
| | Exc Award (06/30/2023) | | | | | | | | | | | | | | | | |
| 111299 | CUSCO LEON DE SAN JERÓNIMO | 06/14/2011 | Active | 27 | 3 | 1 | 2 | 8.00% | 25 | 3 | 1 | | | P,S,T,M,VP SC | 0 | | \$404.00 |
| | Exc Award (06/30/2017, 06/30/2018, 06/30/2022) | | | | | | | | | | | | | | | | |
| 62436 | CUSCO MILENIO | 10/22/1999 | Active | 41 | 5 | 3 | 2 | 5.13% | 39 | 4 | 1 | | | P,S,T,M,VP SC | 0 | | \$40.00 |
| | Exc Award (06/30/2021, 06/30/2023) | | | | | | | | | | | | | | | | |
| 150488 | Cusco Renacer | 06/03/2022 | Active(2) | 28 | 7 | 5 | 2 | 7.69% | 26 | 2 | 0 | | | P,S,T,M,VP SC | 3 | | \$1,250.00 |
| | Exc Award (06/30/2023, 06/30/2024) | | | | | | | | | | | | | | | | |
| 138011 | Cusco Sacsayhuaman | 05/13/2019 | Active(2) | 22 | 8 | 3 | 5 | 29.41% | 17 | 3 | 0 | | | P,S,T,M,VP SC | 6 | | \$530.00 |
| | Exc Award (06/30/2020, 06/30/2021, 06/30/2022) | | | | | | | | | | | | | | | | |
| 142670 | Cusco Samichay | 08/20/2020 | Active | 30 | 7 | 0 | 7 | 30.43% | 23 | | 0 | | | P,S,T,M,VP SC | 0 | | \$4,380.00 |
| | Exc Award (06/30/2023, 06/30/2024) | | | | | | | | | | | | | | | | |
| 57449 | CUSCO SANTA ANA | 10/23/1995 | Active | 24 | 2 | 1 | 1 | 4.35% | 23 | 2 | 0 | | | P,S,T,M,VP SC | 2 | | \$1,010.00 |
| | Exc Award (06/30/2018, 06/30/2019, 06/30/2022) | | | | | | | | | | | | | | | | |
| 33941 | CUSCO SANTIAGO | 05/27/1977 | Active | 23 | 2 | 3 | -1 | -4.17% | 24 | 5 | 0 | | | P,S,T,M,VP SC | 5 | | \$1,295.00 |
| | Exc Award (06/30/2018, 06/30/2019, 06/30/2022) | | | | | | | | | | | | | | | | |
| 133617 | Cusco Uriel García | 02/20/2018 | Active | 9 | 9 | 14 | -5 | -35.71% | 14 | 5 | 0 | | 2 | P,S,T,M,VP SC | 5 | | |
| 134744 | Cusco Yanapay | 05/17/2018 | Active | 30 | 5 | 3 | 2 | 7.14% | 28 | 3 | 1 | | | P,S,T,M,VP SC | 0 | | \$80.00 |
| | Exc Award (06/30/2019, 06/30/2020, 06/30/2022) | | | | | | | | | | | | | | | | |
| 29220 | HUANCHAC | 04/30/1974 | Active | 31 | 8 | 3 | 5 | 19.23% | 26 | 6 | 0 | | | P,S,T,M,VP SC | 1 | | \$90.00 |
| | Exc Award (06/30/2018, 06/30/2023) | | | | | | | | | | | | | | | | |
| 16249 | ILO | 02/12/1964 | Active(1) | 11 | 0 | 2 | -2 | -15.38% | 13 | 3 | 3 | | | P,S,T,M,VP SC | 10 | | |
| | Exc Award (06/30/2019, 06/30/2022) | | | | | | | | | | | | | | | | |



Club Health Assessment for District H 2 through June 2025

| | | | Status | Membership | | | | | | | Reports | | | | | Finance | | LCIF |
|-------------|------------------------------------------------|--------------|-----------------------------------------------------|-----------------------------|-------------------|---------------------|----------------|-----------------------------------------|----------------------------|--------------------------------------------|-------------------------------------|------------------------------------|------------------------|-----------------------------------------------|------------------------------------------|-----------------|-----------------------------------|------|
| Club Number | Club Name | Charter Date | | Current Member Count | YTD Members Added | YTD Members Dropped | YTD Net Growth | YTD Net Growth% | Member Count 12 Months Ago | Avg. length of service for dropped members | Months Since Last MMR *** | Yrs. Since Last Officer Report | President Rotation | Vice President Reported **** | Months Since Last Activity Report *** | Account Balance | Donations for current Fiscal Year | |
| | | | Number of times on status quo within last two years | If below 15 members appears | | | | If net loss is greater than 20% appears | | | If no report in 3 months appears in | When more than one year appears in | Number of repeat terms | Notes the officers that do not have an active | If no report at 12 months appears in red | | | |
| 65498 | ILO LA GLORIETA | 06/05/2002 | Active(1) | 31 | 2 | 7 | -5 | -13.89% | 36 | 3 | 0 | | | P,S,T,M,VP SC | 3 | 90+ Days | \$2,180.00 | |
| | Exc Award (06/30/2018, 06/30/2021, 06/30/2024) | | | | | | | | | | | | | | | | | |
| 127654 | Ilo Pacocha | 05/19/2016 | Active(2) | 13 | 4 | 1 | 3 | 30.00% | 10 | 0 | 0 | | | P,S,T,M,VP SC | 0 | | \$40.00 | |
| | Exc Award (06/30/2021, 06/30/2023) | | | | | | | | | | | | | | | | | |
| 16253 | JULIACA | 12/05/1949 | Active(1) | 23 | 6 | 12 | -6 | -20.69% | 29 | 8 | 0 | | | P,S,T,M,VP SC | 0 | | \$160.00 | |
| | Exc Award (06/30/2023) | | | | | | | | | | | | | | | | | |
| 127246 | Juliaca Perla del Altiplano | 05/12/2016 | Active | 13 | 4 | 14 | -10 | -43.48% | 23 | 3 | 0 | | | P,S,T,M,VP SC | 0 | | \$40.00 | |
| | Exc Award (06/30/2018, 06/30/2024) | | | | | | | | | | | | | | | | | |
| 134427 | Juliaca Serpentina Roja | 06/21/2018 | Active | 11 | 0 | 0 | 0 | 0.00% | 11 | | 12 | | | P,S,T,M,VP SC | 0 | | \$60.00 | |
| 63897 | LA CONVENCION | 01/18/2001 | Active | 16 | 1 | 1 | 0 | 0.00% | 16 | 3 | 0 | | | P,S,T,M,VP SC | 5 | 90+ Days | | |
| | Exc Award (06/30/2024) | | | | | | | | | | | | | | | | | |
| 64796 | LUREN CAMANA | 11/13/2001 | Active(2) | 2 | 4 | 29 | -25 | -92.59% | 27 | 16 | 0 | | None | P,S,T,M,VP SC | 6 | | \$1,050.00 | |
| | Exc Award (06/30/2020) | | | | | | | | | | | | | | | | | |
| 98570 | MACHUPICCHU | 02/15/2007 | Active(1) | 60 | 5 | 7 | -2 | -3.23% | 62 | 9 | 0 | | | P,S,T,M,VP SC | 1 | | \$40.00 | |
| | Exc Award (06/30/2019, 06/30/2021, 06/30/2024) | | | | | | | | | | | | | | | | | |
| 16256 | MOLLENDO | 12/05/1949 | Active | 26 | 4 | 2 | 2 | 8.33% | 24 | 4 | 1 | | 2 | P,S,T,M,VP SC | 4 | | \$20.00 | |
| | Exc Award (06/30/2021) | | | | | | | | | | | | | | | | | |
| 16257 | MOQUEGUA | 02/18/1964 | Active | 50 | 7 | 5 | 2 | 4.17% | 48 | 4 | 1 | | | P,S,T,M,VP SC | 0 | | \$460.00 | |
| | Exc Award (06/30/2018, 06/30/2023, 06/30/2024) | | | | | | | | | | | | | | | | | |
| 141369 | Peru Experiencia de Vida | 06/18/2020 | Active(2) | 18 | 3 | 1 | 2 | 12.50% | 16 | 4 | 0 | | | P,S,T,M,VP SC | 4 | | \$2,560.00 | |
| | Exc Award (06/30/2021, 06/30/2023) | | | | | | | | | | | | | | | | | |
| 110900 | PUERTO MALDONADO | 04/26/2011 | Active(3) | 25 | 26 | 24 | 2 | 8.70% | 23 | 9 | 4 | | None | P,S,T,M,VP SC | 4 | | | |
| | MADRE DE DIOS | | | | | | | | | | | | | | | | | |
| 16261 | PUNO | 11/15/1949 | Active | 35 | 0 | 8 | -8 | -18.60% | 43 | 6 | 1 | | | P,S,T,M,VP SC | 7 | | \$865.00 | |
| | Exc Award (06/30/2018, 06/30/2019, 06/30/2024) | | | | | | | | | | | | | | | | | |
| 118430 | PUNO CIUDAD DE PLATA | 12/11/2012 | Active(2) | 14 | 17 | 16 | 1 | 7.69% | 13 | 5 | 0 | | | P,S,T,M,VP SC | 6 | 90+ Days | | |
| | Exc Award (06/30/2018, 06/30/2021) | | | | | | | | | | | | | | | | | |
| 144669 | Puno Huajsapata | 12/30/2020 | Cancelled(8*) | 0 | 0 | 10 | -10 | -100.00% | 10 | 4 | 0 | 1 | None | P,S,T,M,VP SC | 7 | 90+ Days | | |
| 139275 | Puno Lago Titicaca | 08/02/2019 | Cancelled(6*) | 0 | 0 | 4 | -4 | -100.00% | 4 | 3 | 6 | 1 | None | P,S,T,M,VP SC | 21 | | | |



Club Health Assessment for District H 2 through June 2025

| Club Number | Club Name | Charter Date | Status | Membership | | | | | | | Reports | | | | | Finance | LCIF |
|------------------------------------------------|---------------------------|--------------|-----------------------------------------------------|-----------------------------|-------------------|---------------------|----------------|-----------------------------------------|----------------------------|--------------------------------------------|-------------------------------------|------------------------------------|------------------------|-----------------------------------------------|------------------------------------------|-----------------|-----------------------------------|
| | | | | Current Member Count | YTD Members Added | YTD Members Dropped | YTD Net Growth | YTD Net Growth% | Member Count 12 Months Ago | Avg. length of service for dropped members | Months Since Last MMR *** | Yrs. Since Last Officer Report | President Rotation | Vice President Reported **** | Months Since Last Activity Report *** | Account Balance | Donations for current Fiscal Year |
| | | | Number of times on status quo within last two years | If below 15 members appears | | | | If net loss is greater than 20% appears | | | If no report in 3 months appears in | When more than one year appears in | Number of repeat terms | Notes the officers that do not have an active | If no report at 12 months appears in red | | |
| Exc Award (06/30/2020, 06/30/2023) | | | | | | | | | | | | | | | | | |
| 64717 | PUNO SHALOM | 10/15/2001 | Active | 21 | 7 | 7 | 0 | 0.00% | 21 | 9 | 0 | | | P,S,T,M,VP SC | 1 | | \$1,900.00 |
| Exc Award (06/30/2018, 06/30/2020, 06/30/2023) | | | | | | | | | | | | | | | | | |
| 16262 | QUILLABAMBA | 01/30/1964 | Active(3) | 7 | 0 | 8 | -8 | -53.33% | 15 | 8 | 0 | | | P,S,T,M,VP SC | 6 | | |
| Exc Award (06/30/2020) | | | | | | | | | | | | | | | | | |
| 152793 | Santa Rita de Sigvas | 10/12/2022 | Active(1) | 13 | 0 | 7 | -7 | -35.00% | 20 | 2 | 5 | | | P,S,T,M,VP SC | 8 | | \$1,030.00 |
| 16265 | TACNA | 11/16/1951 | Active(1) | 46 | 6 | 2 | 4 | 9.52% | 42 | 1 | 0 | | | P,S,T,M,VP SC | 0 | | \$490.00 |
| Exc Award (06/30/2020, 06/30/2023) | | | | | | | | | | | | | | | | | |
| 99665 | TACNA LA HEROICA | 06/18/2007 | Active(1) | 19 | 2 | 0 | 2 | 11.76% | 17 | | 0 | | | P,S,T,M,VP SC | 0 | | \$1,090.00 |
| Exc Award (06/30/2018, 06/30/2021) | | | | | | | | | | | | | | | | | |
| 65371 | TACNA LOS GRANADOS | 05/28/2002 | Active | 59 | 7 | 3 | 4 | 7.27% | 55 | 1 | 0 | | | P,S,T,M,VP SC | 0 | | \$1,890.00 |
| Exc Award (06/30/2018, 06/30/2020, 06/30/2023) | | | | | | | | | | | | | | | | | |
| 154203 | Tacna Prince | 05/11/2023 | Active(1) | 28 | 3 | 0 | 3 | 12.00% | 25 | | 0 | | | P,S,T,M,VP SC | 5 | | \$350.00 |
| 125446 | Villa El Pedregal - Majes | 08/04/2015 | Active | 28 | 0 | 4 | -4 | -12.50% | 32 | 2 | 1 | | | P,S,T,M,VP SC | 1 | | \$3,800.00 |
| Exc Award (06/30/2019, 06/30/2020, 06/30/2023) | | | | | | | | | | | | | | | | | |
| 16268 | YANAHUARA-UMACOLLO | 09/27/1973 | Active(2) | 12 | 2 | 0 | 2 | 20.00% | 10 | | 7 | | | P,S,T,M,VP SC | 0 | | \$10.00 |
| Exc Award (06/30/2021) | | | | | | | | | | | | | | | | | |


Clubs Cancelled Previous Fiscal Year – Clubs Cancelled within last 12 months may be reinstated

| Club Number | Club Name | Charter Date | Current Status* | Cancellation Date |
|-------------|----------------|--------------|-----------------|-------------------|
| 141867 | Cusco T Ikariq | 06/29/2020 | Cancelled(8*) | 08/29/2023 |
| 148099 | Puno Central | 08/25/2021 | Cancelled(8*) | 01/29/2024 |

| Current Total Clubs Count | YTD New Clubs Count | YTD Cancelled Clubs Count | YTD Net Club Gain | Current Total Members Count | YTD Add | YTD Drop | YTD Net Growth | YTD Net Growth % | Member Count 12 Months Ago | Average Member Count Per Club | % of Clubs with less than 20 members | % No MMR in 3 Months | % No Officer Report in 12 Months | % of Clubs with balance 90+ days | Number of Clubs in Status Quo | % Status Quo Clubs in Financial Suspension | Number of Cancelled Clubs | Average Cancelled Club Age | Members Lost Due to Cancellation | % of Clubs Cancelled for Non-Financial Reasons |
|---------------------------|---------------------|---------------------------|-------------------|-----------------------------|---------|----------|----------------|------------------|----------------------------|-------------------------------|--------------------------------------|----------------------|----------------------------------|----------------------------------|-------------------------------|--------------------------------------------|---------------------------|----------------------------|----------------------------------|------------------------------------------------|
| 69 | 7 | 4 | 3 | 1,578 | 452 | 388 | 64 | 4.23% | 1,514 | 23 | 36% | 17% | 0% | 9% | 0 | 0% | 4 | 7 | 23 | 0% |



Club Health Assessment for District H 2 through June 2025

|  | | | Status | Membership | | | | | | | Reports | | | | | Finance | LCIF |
|----------------------------------------------------------------------------------|-----------|--------------|-----------------------------------------------------|-----------------------------|-------------------|---------------------|----------------|-----------------------------------------|----------------------------|--------------------------------------------|-------------------------------------|------------------------------------|------------------------|-----------------------------------------------|------------------------------------------|-----------------|-----------------------------------|
| Club Number | Club Name | Charter Date | | Current Member Count | YTD Members Added | YTD Members Dropped | YTD Net Growth | YTD Net Growth% | Member Count 12 Months Ago | Avg. length of service for dropped members | Months Since Last MMR *** | Yrs. Since Last Officer Report | President Rotation | Vice President Reported **** | Months Since Last Activity Report *** | Account Balance | Donations for current Fiscal Year |
| | | | Number of times on status quo within last two years | If below 15 members appears | | | | If net loss is greater than 20% appears | | | If no report in 3 months appears in | When more than one year appears in | Number of repeat terms | Notes the officers that do not have an active | If no report at 12 months appears in red | | |

* - P - Priority Club. Cancellation Reasons: 1-Objectives/conduct, 2-Non-active club, 5-Non-existing club, 6-Disbanding, 7-Merger, 8-Financial Suspension, 9-District/Multiple District Dues.
** - Abbreviation: P-President, S-Secretary, T-Treasurer, M-Member Chairperson, VP-First Vice President, MC-Communications Chairperson, SC-Service Chairperson
*** - Abbreviation: N/R - Never reported using the Lions Clubs website, N/A - Not applicable, No password registered for the Lions Clubs website.
**** - Abbreviation: N - New, IP - Immediate Past, R - Repeat.



Club Health Assessment for District H 3 through June 2025

| | | | Status | Membership | | | | | | | Reports | | | | | Finance | | LCIF |
|----------------------------------------------|---------------------------------|--------------|-----------------------------------------------------|-----------------------------|-------------------|---------------------|----------------|-----------------------------------------|----------------------------|--------------------------------------------|-------------------------------------|------------------------------------|------------------------|-----------------------------------------------|------------------------------------------|-----------------|-----------------------------------|--------|
| Club Number | Club Name | Charter Date | | Current Member Count | YTD Members Added | YTD Members Dropped | YTD Net Growth | YTD Net Growth% | Member Count 12 Months Ago | Avg. length of service for dropped members | Months Since Last MMR *** | Yrs. Since Last Officer Report | President Rotation | Vice President Reported **** | Months Since Last Activity Report *** | Account Balance | Donations for current Fiscal Year | |
| | | | Number of times on status quo within last two years | If below 15 members appears | | | | If net loss is greater than 20% appears | | | If no report in 3 months appears in | When more than one year appears in | Number of repeat terms | Notes the officers that do not have an active | If no report at 12 months appears in red | | | |
| Clubs less than two years old | | | | | | | | | | | | | | | | | | |
| 179536 | Chilca Canete | 11/08/2024 | Active | 21 | 21 | 0 | 21 | 100.00% | 0 | | 6 | | | P,S,T,M,VP SC | N/R | 90+ Days | \$50.00 | |
| 178966 | Ica Corazon de Leon | 02/10/2025 | Active | 25 | 25 | 0 | 25 | 100.00% | 0 | | 1 | | | P,S,T,M,VP SC | N/R | | | |
| 180205 | Ica La Achirana del Inca | 12/30/2024 | Active | 17 | 22 | 5 | 17 | 100.00% | 0 | 0 | 0 | | | P,S,T,M,VP SC | 2 | | | |
| 172510 | Lima Estrella de Italia | 06/24/2024 | Active | 19 | 4 | 5 | -1 | -5.00% | 20 | 1 | 1 | | | P,S,T,M,VP SC | 3 | | | \$2.75 |
| 182082 | Lima Visión Futura | 05/02/2025 | Newly Chartered | 22 | 22 | 0 | 22 | 100.00% | 0 | | 1 | | | P,S,T,M,VP SC | N/A | | | |
| 172548 | Lunahuana | 06/24/2024 | Active(1) | 21 | 1 | 0 | 1 | 5.00% | 20 | | 2 | | 2 | P,S,T,M,VP SC | N/R | | | |
| 179583 | Salamanca Senor de los Milagros | 11/12/2024 | Active | 18 | 27 | 9 | 18 | 100.00% | 0 | 3 | 0 | | 3 | P,S,T,M,VP SC | 0 | | | |
| 155752 | San Isidro El Golf | 09/12/2023 | Active(1) | 7 | 2 | 16 | -14 | -66.67% | 21 | 1 | 0 | | 2 | P,S,T,M,VP SC | 4 | | | |
| 157709 | Santiago de Surco Sin Fronteras | 03/20/2024 | Active | 48 | 0 | 2 | -2 | -4.00% | 50 | 1 | 1 | | | P,S,T,M,VP SC | 12 | | | |
| 172236 | Surco Del Valle | 06/14/2024 | Active | 33 | 1 | 0 | 1 | 3.13% | 32 | | 3 | | | P,S,T,M,VP SC | N/R | | | |
| 156032 | Surco Sin Fronteras | 09/27/2023 | Active | 25 | 0 | 5 | -5 | -16.67% | 30 | 1 | 0 | | | P,S,T,M,VP SC | 0 | | \$120.00 | |
| Exc Award (06/30/2024) | | | | | | | | | | | | | | | | | | |
| Clubs more than two years old | | | | | | | | | | | | | | | | | | |
| 37820 | ATE VITARTE | 12/19/1979 | Active(1) | 4 | 0 | 1 | -1 | -20.00% | 5 | 25 | 0 | | None | P,S,T,M,VP SC | 14 | | | |
| 16270 | BARRANCO | 11/14/1957 | Active | 22 | 3 | 3 | 0 | 0.00% | 22 | 28 | 0 | | | P,S,T,M,VP SC | 0 | | \$1,250.00 | |
| Exc Award (06/30/2017, 06/30/2019, 06/30/20) | | | | | | | | | | | | | | | | | | |
| 31642 | CANETE | 01/30/1976 | Active(1) | 31 | 4 | 6 | -2 | -6.06% | 33 | 8 | 0 | | | P,S,T,M,VP SC | 15 | | \$60.00 | |
| 16273 | CHACLACAYO | 10/07/1960 | Active(1) | 11 | 0 | 5 | -5 | -31.25% | 16 | 13 | 1 | | 2 | P,S,T,M,VP SC | 1 | | | |
| 100261 | CHINCHA VILLA DE ALMAGRO | 09/25/2007 | Active(1) | 11 | 0 | 0 | 0 | 0.00% | 11 | | 12 | | 4 | P,S,T,M,VP SC | 24+ | 90+ Days | | |
| Exc Award (06/30/2017) | | | | | | | | | | | | | | | | | | |
| 123534 | Chorrillos Ciudad Heroica | 11/03/2014 | Active | 20 | 4 | 1 | 3 | 17.65% | 17 | 0 | 1 | | | P,S,T,M,VP SC | 1 | | \$4,472.00 | |
| Exc Award (06/30/2021, 06/30/2023, 06/30/20) | | | | | | | | | | | | | | | | | | |
| 16275 | CHOSICA | 11/21/1963 | Active | 19 | 2 | 1 | 1 | 5.56% | 18 | 0 | 0 | | 2 | P,S,T,M,VP SC | 15 | | | |
| Exc Award (06/30/2018, 06/30/2022) | | | | | | | | | | | | | | | | | | |




Club Health Assessment for District H 3 through June 2025

| | | | Status | Membership | | | | | | | Reports | | | | | Finance | LCIF |
|-------------|------------------------------------------------|--------------|-----------------------------------------------------|-----------------------------|-------------------|---------------------|----------------|-----------------------------------------|----------------------------|--------------------------------------------|-------------------------------------|------------------------------------|------------------------|----------------------------------------------------------|---------------------------------------|-----------------|-----------------------------------|
| Club Number | Club Name | Charter Date | | Current Member Count | YTD Members Added | YTD Members Dropped | YTD Net Growth | YTD Net Growth% | Member Count 12 Months Ago | Avg. length of service for dropped members | Months Since Last MMR *** | Yrs. Since Last Officer Report | President Rotation | Vice President Reported **** | Months Since Last Activity Report *** | Account Balance | Donations for current Fiscal Year |
| | | | Number of times on status quo within last two years | If below 15 members appears | | | | If net loss is greater than 20% appears | | | If no report in 3 months appears in | When more than one year appears in | Number of repeat terms | Notes the officers that do not have appears in an active | If no report at 12 months red | | |
| 16276 | CIENEGUILLA | 10/08/1971 | Active(2) | 13 | 0 | 0 | 0 | 0.00% | 13 | | 16 | | 3 | P,S,T,M,VP SC | 24+ | | |
| | Exc Award (06/30/2017) | | | | | | | | | | | | | | | | |
| 143926 | Concepción | 12/09/2020 | Cancelled(8*) | 0 | 2 | 13 | -11 | -100.00% | 11 | 4 | 0 | | None | P,S,T,M,VP SC | 1 | 90+ Days | |
| 142852 | EL TAMBO | 09/04/2020 | Active(2) | 3 | 3 | 3 | 0 | 0.00% | 3 | 3 | 0 | | 5 | P,S,T,M,VP SC | 24 | | |
| 64956 | GIRASOLES | 01/30/2002 | Active(2) | 10 | 1 | 8 | -7 | -41.18% | 17 | 3 | 0 | | | P,S,T,M,VP SC | 12 | | |
| | Exc Award (06/30/2017, 06/30/2020, 06/30/2021) | | | | | | | | | | | | | | | | |
| 149131 | Huachipa Santa Teresa de Calcuta | 12/03/2021 | Active(2) | 24 | 3 | 0 | 3 | 14.29% | 21 | | 2 | | | P,S,T,M,VP SC | 8 | | |
| 140965 | Huancayo | 06/18/2020 | Active(2) | 18 | 8 | 12 | -4 | -18.18% | 22 | 3 | 0 | | | P,S,T,M,VP SC | 6 | | |
| | Exc Award (06/30/2022, 06/30/2023) | | | | | | | | | | | | | | | | |
| 140381 | Huancayo Hatun Sonqo | 04/24/2020 | Cancelled(8*) | 0 | 0 | 24 | -24 | -100.00% | 24 | 3 | 6 | 1 | None | P,S,T,M,VP SC | 23 | 90+ Days | |
| | Exc Award (06/30/2023) | | | | | | | | | | | | | | | | |
| 154901 | Huancayo Lions Green | 06/22/2023 | Cancelled(8*) | 0 | 0 | 20 | -20 | -100.00% | 20 | 2 | 3 | | None | P,S,T,M,VP SC | N/A | 90+ Days | |
| 107913 | HUANCAYO MADRE TERESA DE CALCUTA | 03/25/2010 | P- Active | 5 | 0 | 1 | -1 | -16.67% | 6 | 1 | 6 | | | P,S,T,M,VP SC | 3 | | |
| 152557 | Huancayo Perú Inka Solidario | 09/01/2022 | Active(1) | 13 | 10 | 1 | 9 | 225.00% | 4 | 0 | 0 | | | P,S,T,M,VP SC | 7 | | |
| 16248 | HUANCAYO SAN CARLOS | 08/25/1971 | Active | 61 | 18 | 13 | 5 | 8.93% | 56 | 6 | 0 | | | P,S,T,M,VP SC | 0 | | \$10,350.00 |
| | Exc Award (06/30/2021, 06/30/2022, 06/30/2023) | | | | | | | | | | | | | | | | |
| 55562 | HUANCAYO SAN FRANCISCO | 04/15/1994 | Active(2) | 22 | 0 | 0 | 0 | 0.00% | 22 | | 1 | | | P,S,T,M,VP SC | 5 | | \$1,000.00 |
| | Exc Award (06/30/2023) | | | | | | | | | | | | | | | | |
| 154902 | Huancayo Santa Barbara | 06/26/2023 | Active(2) | 14 | 14 | 20 | -6 | -30.00% | 20 | 2 | 2 | | 2 | P,S,T,M,VP SC | N/R | | |
| 152827 | Huancayo Sol Solidario | 11/01/2022 | Status Quo(2) | 3 | 2 | 13 | -11 | -78.57% | 14 | 3 | 0 | | 3 | P,S,T,M,VP SC | 16 | 90+ Days | |
| 16250 | ICA | 02/21/1948 | Active(1) | 23 | 4 | 7 | -3 | -11.54% | 26 | 7 | 0 | | | P,S,T,M,VP SC | 0 | | |
| | Exc Award (06/30/2022) | | | | | | | | | | | | | | | | |
| 142629 | Ica Las Dunas | 08/14/2020 | Cancelled(8*) | 0 | 0 | 4 | -4 | -100.00% | 4 | 3 | 6 | | None | P,S,T,M,VP SC | 24+ | 90+ Days | |
| 151390 | Ica Orovilca | 06/20/2022 | Cancelled(6*) | 0 | 0 | 12 | -12 | -100.00% | 12 | 2 | 4 | 1 | None | P,S,T,M,VP SC | 24+ | | |
| 146513 | Ica San Francisco de Asis | 06/04/2021 | Active(1) | 5 | 1 | 3 | -2 | -28.57% | 7 | 2 | 3 | | | P,S,T,M,VP SC | 0 | | |
| 127707 | Ica Señor de Luren | 05/31/2016 | Active(2) | 7 | 7 | 10 | -3 | -30.00% | 10 | 7 | 0 | | | P,S,T,M,VP SC | 23 | | |



Club Health Assessment for District H 3 through June 2025

|  | | | Status | Membership | | | | | | | Reports | | | | | Finance | LCIF |
|----------------------------------------------------------------------------------|------------------------------------------------|--------------|-----------------------------------------------------|-----------------------------|-------------------|---------------------|----------------|-----------------------------------------|----------------------------|--------------------------------------------|-------------------------------------|------------------------------------|------------------------|-----------------------------------------------|------------------------------------------|-----------------|-----------------------------------|
| Club Number | Club Name | Charter Date | | Current Member Count | YTD Members Added | YTD Members Dropped | YTD Net Growth | YTD Net Growth% | Member Count 12 Months Ago | Avg. length of service for dropped members | Months Since Last MMR *** | Yrs. Since Last Officer Report | President Rotation | Vice President Reported **** | Months Since Last Activity Report *** | Account Balance | Donations for current Fiscal Year |
| | | | Number of times on status quo within last two years | If below 15 members appears | | | | If net loss is greater than 20% appears | | | If no report in 3 months appears in | When more than one year appears in | Number of repeat terms | Notes the officers that do not have an active | If no report at 12 months appears in red | | |
| 136474 | Ica Sol Eterno | 09/20/2018 | Active(2) | 13 | 0 | 1 | -1 | -7.14% | 14 | 2 | 0 | | | P,S,T,M,VP SC | 13 | | |
| | Exc Award (06/30/2020, 06/30/2023) | | | | | | | | | | | | | | | | |
| 148183 | Ica Villa de Valverde | 09/07/2021 | Active(2) | 3 | 1 | 2 | -1 | -25.00% | 4 | 3 | 2 | | | P,S,T,M,VP SC | 24+ | | |
| 121445 | Ica-Huacachina | 02/25/2014 | Active(1) | 23 | 0 | 4 | -4 | -14.81% | 27 | 7 | 0 | | | P,S,T,M,VP SC | 0 | | \$50.00 |
| | Exc Award (06/30/2021, 06/30/2023) | | | | | | | | | | | | | | | | |
| 140552 | Jauja | 01/23/2020 | Active | 4 | 0 | 0 | 0 | 0.00% | 4 | | 14 | 1 | None | P,S,T,M,VP SC | 24+ | | |
| 128055 | La Merced Chanchamayo | 06/30/2016 | Active(1) | 3 | 0 | 5 | -5 | -62.50% | 8 | 5 | 1 | | None | P,S,T,M,VP SC | 18 | | \$10.00 |
| 27991 | LA MOLINA | 01/24/1974 | Active(1) | 13 | 3 | 8 | -5 | -27.78% | 18 | 6 | 0 | | | P,S,T,M,VP SC | 7 | | |
| | Exc Award (06/30/2020) | | | | | | | | | | | | | | | | |
| 120824 | La Molina "Leon de Corazon" | 12/03/2013 | Active | 25 | 5 | 3 | 2 | 8.70% | 23 | 2 | 0 | | | P,S,T,M,VP SC | 0 | | \$30.00 |
| | Exc Award (06/30/2017, 06/30/2018, 06/30/2020) | | | | | | | | | | | | | | | | |
| 82464 | LA MOLINA LA CAPILLA | 05/26/2004 | Active | 14 | 2 | 2 | 0 | 0.00% | 14 | 5 | 1 | | 2 | P,S,T,M,VP SC | 1 | | \$108.00 |
| | Exc Award (06/30/2017, 06/30/2020, 06/30/2023) | | | | | | | | | | | | | | | | |
| 61337 | LA MOLINA LA PLANICIE | 12/09/1998 | Active | 5 | 0 | 1 | -1 | -16.67% | 6 | 26 | 0 | | | P,S,T,M,VP SC | 11 | | \$5.50 |
| 46480 | LA MOLINA NORTE | 07/23/1986 | Active(1) | 23 | 6 | 1 | 5 | 27.78% | 18 | 26 | 0 | | | P,S,T,M,VP SC | 6 | | \$614.00 |
| | Exc Award (06/30/2017, 06/30/2020, 06/30/2023) | | | | | | | | | | | | | | | | |
| 99574 | LA MOLINA PADRE HUBERT LANSSIERS | 06/11/2007 | Active | 23 | 5 | 9 | -4 | -14.81% | 27 | 11 | 0 | | | P,S,T,M,VP SC | 0 | | \$200.00 |
| | Exc Award (06/30/2018, 06/30/2020, 06/30/2023) | | | | | | | | | | | | | | | | |
| 65499 | LA MOLINA SANTA PATRICIA | 06/11/2002 | Active | 18 | 0 | 2 | -2 | -10.00% | 20 | 5 | 6 | | | P,S,T,M,VP SC | 5 | | |
| | Exc Award (06/30/2023, 06/30/2024) | | | | | | | | | | | | | | | | |
| 151537 | La Molina Sin Fronteras | 06/27/2022 | Active | 21 | 5 | 11 | -6 | -22.22% | 27 | 4 | 0 | | | P,S,T,M,VP SC | 0 | | |
| | Exc Award (06/30/2023) | | | | | | | | | | | | | | | | |
| 16254 | LA OROYA | 11/13/1953 | Active | 31 | 1 | 1 | 0 | 0.00% | 31 | 15 | 1 | | 2 | P,S,T,M,VP SC | 0 | | \$150.00 |
| 50977 | LIMA CAMACHO DE LA MOLINA | 10/12/1990 | Active | 4 | 0 | 0 | 0 | 0.00% | 4 | | 12 | | 2 | P,S,T,M,VP SC | 24+ | | |
| 57547 | LIMA LA RECOLETA | 11/14/1995 | Active | 17 | 0 | 4 | -4 | -19.05% | 21 | 25 | 0 | | 2 | P,S,T,M,VP SC | 2 | | \$2.75 |
| | Exc Award (06/30/2018, 06/30/2022, 06/30/2023) | | | | | | | | | | | | | | | | |
| 88405 | LIMA LAS LOMAS DE SURCO | 05/24/2005 | Active | 21 | 3 | 1 | 2 | 10.53% | 19 | 0 | 1 | | | P,S,T,M,VP SC | 0 | | \$20.00 |
| | Exc Award (06/30/2017, 06/30/2020, 06/30/2023) | | | | | | | | | | | | | | | | |



Club Health Assessment for District H 3 through June 2025

| | | | Status | Membership | | | | | | | Reports | | | | | Finance | | LCIF |
|---------------------------------------------|-------------------------------------|--------------|-----------------------------------------------------|-----------------------------|-------------------|---------------------|----------------|-----------------|----------------------------|--------------------------------------------|---------------------------|--------------------------------|-------------------------------------|------------------------------------|---------------------------------------|-----------------------------------------------|------------------------------------------|------|
| Club Number | Club Name | Charter Date | | Current Member Count | YTD Members Added | YTD Members Dropped | YTD Net Growth | YTD Net Growth% | Member Count 12 Months Ago | Avg. length of service for dropped members | Months Since Last MMR *** | Yrs. Since Last Officer Report | President Rotation | Vice President Reported **** | Months Since Last Activity Report *** | Account Balance | Donations for current Fiscal Year | |
| | | | Number of times on status quo within last two years | If below 15 members appears | | | | | | If net loss is greater than 20% appears | | | If no report in 3 months appears in | When more than one year appears in | Number of repeat terms | Notes the officers that do not have an active | If no report at 12 months appears in red | |
| 154151 | Lima Nuevo San Juan | 04/26/2023 | Cancelled(8*) | 0 | 5 | 24 | -19 | -100.00% | 19 | 2 | 0 | | None | P,S,T,M,VP SC | 8 | 90+ Days | \$90.00 | |
| Exc Award (06/30/2023) | | | | | | | | | | | | | | | | | | |
| 92388 | LIMA PAPA JUAN PABLO II | 12/20/2005 | Active | 13 | 0 | 0 | 0 | 0.00% | 13 | | 15 | | 2 | P,S,T,M,VP SC | 0 | | \$1,000.00 | |
| Exc Award (06/30/2016, 06/30/2017, 06/30/20 | | | | | | | | | | | | | | | | | | |
| 154082 | Lurigancho Villa del Sol | 05/15/2023 | Cancelled(8*) | 0 | 0 | 11 | -11 | -100.00% | 11 | 3 | 6 | 1 | None | P,S,T,M,VP SC | N/R | 90+ Days | | |
| Exc Award (06/30/2023) | | | | | | | | | | | | | | | | | | |
| 148801 | Marcona Bicentenario | 11/02/2021 | Active | 14 | 3 | 6 | -3 | -17.65% | 17 | 3 | 0 | | | P,S,T,M,VP SC | 10 | | | |
| 54397 | MARCONA PUERTO SAN JUAN DE MARCONA | 04/27/1993 | Active | 57 | 5 | 5 | 0 | 0.00% | 57 | 4 | 0 | | | P,S,T,M,VP SC | 1 | | \$535.00 | |
| Exc Award (06/30/2017, 06/30/2020, 06/30/20 | | | | | | | | | | | | | | | | | | |
| 16288 | MIRAFLORES | 07/08/1954 | Active | 21 | 3 | 1 | 2 | 10.53% | 19 | 11 | 1 | | | P,S,T,M,VP SC | 0 | | \$1,160.00 | |
| Exc Award (06/30/2020, 06/30/2021, 06/30/20 | | | | | | | | | | | | | | | | | | |
| 131686 | Miraflores Innovador del Centenario | 06/27/2017 | Active(2) | 21 | 1 | 0 | 1 | 5.00% | 20 | | 0 | | 2 | P,S,T,M,VP SC | 0 | | | |
| Exc Award (06/30/2020, 06/30/2021) | | | | | | | | | | | | | | | | | | |
| 118985 | MIRAFLORES PERU FRATERNAL | 03/20/2013 | Active | 31 | 3 | 1 | 2 | 6.90% | 29 | 7 | 0 | | | P,S,T,M,VP SC | 0 | | | |
| Exc Award (06/30/2020, 06/30/2021, 06/30/20 | | | | | | | | | | | | | | | | | | |
| 16289 | MIRAFLORES SAN ANTONIO | 09/16/1961 | Active | 32 | 2 | 0 | 2 | 6.67% | 30 | | 0 | | | P,S,T,M,VP SC | 0 | | \$640.00 | |
| Exc Award (06/30/2021) | | | | | | | | | | | | | | | | | | |
| 37160 | MONTERRICO | 05/29/1979 | Active(1) | 17 | 0 | 3 | -3 | -15.00% | 20 | 15 | 0 | | | P,S,T,M,VP SC | 4 | | \$100.00 | |
| Exc Award (06/30/2022, 06/30/2023) | | | | | | | | | | | | | | | | | | |
| 36382 | MONTERRICO-NORTE | 12/19/1978 | Active(1) | 39 | 8 | 20 | -12 | -23.53% | 51 | 2 | 0 | | 2 | P,S,T,M,VP SC | 0 | | \$1,400.00 | |
| Exc Award (06/30/2016, 06/30/2017, 06/30/20 | | | | | | | | | | | | | | | | | | |
| 82729 | NASCA LINES | 06/29/2004 | Active | 29 | 4 | 4 | 0 | 0.00% | 29 | 2 | 0 | | | P,S,T,M,VP SC | 7 | | \$120.00 | |
| Exc Award (06/30/2020, 06/30/2024) | | | | | | | | | | | | | | | | | | |
| 106577 | NASCA MARIA REICHE NEWMAN | 09/22/2009 | Active | 49 | 6 | 5 | 1 | 2.08% | 48 | 4 | 0 | | | P,S,T,M,VP SC | 1 | | \$200.00 | |
| Exc Award (06/30/2016, 06/30/2017, 06/30/20 | | | | | | | | | | | | | | | | | | |
| 123539 | Nasca San Francisco de Asis | 11/03/2014 | Active | 23 | 2 | 6 | -4 | -14.81% | 27 | 6 | 1 | | | P,S,T,M,VP SC | 4 | | \$200.00 | |
| Exc Award (06/30/2017, 06/30/2018, 06/30/20 | | | | | | | | | | | | | | | | | | |
| 143632 | Oxapampa | 11/16/2020 | Active | 6 | 3 | 0 | 3 | 100.00% | 3 | | 0 | | | P,S,T,M,VP SC | 18 | | | |



Club Health Assessment for District H 3 through June 2025

| | | | Status | Membership | | | | | | | | Reports | | | | | Finance | | LCIF |
|------------------------------------------------|----------------------------------|--------------|-----------------------------------------------------|-----------------------------|-------------------|---------------------|----------------|-----------------|-----------------------------------------|--------------------------------------------|---------------------------|-------------------------------------|------------------------------------|------------------------------|----------------------------------------------------------|-------------------------------|-----------------------------------|------------|------|
| Club Number | Club Name | Charter Date | | Current Member Count | YTD Members Added | YTD Members Dropped | YTD Net Growth | YTD Net Growth% | Member Count 12 Months Ago | Avg. length of service for dropped members | Months Since Last MMR *** | Yrs. Since Last Officer Report | President Rotation | Vice President Reported **** | Months Since Last Activity Report *** | Account Balance | Donations for current Fiscal Year | | |
| | | | Number of times on status quo within last two years | If below 15 members appears | | | | | If net loss is greater than 20% appears | | | If no report in 3 months appears in | When more than one year appears in | Number of repeat terms | Notes the officers that do not have appears in an active | If no report at 12 months red | | | |
| 144014 | Pasco Villa Minera | 12/14/2020 | Active(4) | 6 | 0 | 2 | -2 | -25.00% | 8 | 4 | 0 | | | | P,S,T,M,VP SC | 6 | | | |
| 16260 | PISCO | 07/19/1963 | Active | 13 | 7 | 2 | 5 | 62.50% | 8 | 0 | 1 | | | | P,S,T,M,VP SC | 6 | | | |
| 16298 | SALAMANCA MONTEERRICO | 01/20/1964 | Active | 17 | 0 | 3 | -3 | -15.00% | 20 | 10 | 0 | | | | P,S,T,M,VP SC | 0 | | \$1,947.75 | |
| Exc Award (06/30/2018, 06/30/2021, 06/30/2022) | | | | | | | | | | | | | | | | | | | |
| 142133 | Salamanca Sin Fronteras | 07/10/2020 | Active | 49 | 5 | 4 | 1 | 2.08% | 48 | 5 | 4 | | 2 | | P,S,T,M,VP SC | 3 | | | |
| Exc Award (06/30/2024) | | | | | | | | | | | | | | | | | | | |
| 16309 | SAN BORJA | 02/23/1972 | Active | 24 | 4 | 2 | 2 | 9.09% | 22 | 3 | 0 | | | | P,S,T,M,VP SC | 0 | | \$500.00 | |
| Exc Award (06/30/2020, 06/30/2022, 06/30/2023) | | | | | | | | | | | | | | | | | | | |
| 150710 | San Borja Bicentenario | 05/09/2022 | Cancelled(8*) | 0 | 0 | 9 | -9 | -100.00% | 9 | 3 | 0 | | None | | P,S,T,M,VP SC | 22 | 90+ Days | | |
| 58368 | SAN BORJA GUSTAVO LUNA DEMUTTI | 06/06/1996 | Active | 14 | 1 | 2 | -1 | -6.67% | 15 | 23 | 2 | | None | | P,S,T,M,VP SC | 0 | | | |
| Exc Award (06/30/2017, 06/30/2023, 06/30/2024) | | | | | | | | | | | | | | | | | | | |
| 142573 | San Borja Limatambo | 08/10/2020 | Active | 20 | 6 | 3 | 3 | 17.65% | 17 | 3 | 0 | | 2 | | P,S,T,M,VP SC | 0 | | \$70.00 | |
| Exc Award (06/30/2021, 06/30/2022, 06/30/2023) | | | | | | | | | | | | | | | | | | | |
| 137141 | San Borja Mas Allá del Horizonte | 01/09/2019 | Active | 8 | 3 | 0 | 3 | 60.00% | 5 | | 0 | | | | P,S,T,M,VP SC | 6 | | \$20.00 | |
| Exc Award (06/30/2023) | | | | | | | | | | | | | | | | | | | |
| 16307 | SAN BORJA PAPA JUAN XXIII | 06/12/1972 | Active | 38 | 4 | 5 | -1 | -2.56% | 39 | 13 | 2 | | | | P,S,T,M,VP SC | 1 | | \$1,920.00 | |
| Exc Award (06/30/2018, 06/30/2019, 06/30/2020) | | | | | | | | | | | | | | | | | | | |
| 82879 | SAN BORJA ROSE AMANDA JONES | 06/28/2004 | Active | 11 | 4 | 6 | -2 | -15.38% | 13 | 4 | 0 | | | | P,S,T,M,VP SC | 1 | | | |
| Exc Award (06/30/2021, 06/30/2023, 06/30/2024) | | | | | | | | | | | | | | | | | | | |
| 88676 | SAN BORJA SUR | 06/29/2005 | Active | 10 | 0 | 0 | 0 | 0.00% | 10 | | 1 | | 2 | | P,S,T,M,VP SC | 0 | | | |
| Exc Award (06/30/2021, 06/30/2023) | | | | | | | | | | | | | | | | | | | |
| 135979 | San Borja Virgen De Guadalupe | 07/17/2018 | Active | 16 | 1 | 1 | 0 | 0.00% | 16 | 5 | 0 | | | | P,S,T,M,VP SC | 1 | | | |
| 16296 | SAN ISIDRO CORPAC | 03/28/1973 | Active(1) | 11 | 2 | 5 | -3 | -21.43% | 14 | 5 | 1 | | | | P,S,T,M,VP SC | 1 | | \$10.00 | |
| Exc Award (06/30/2020, 06/30/2021) | | | | | | | | | | | | | | | | | | | |
| 136284 | San Juan Bautista de Lurigancho | 08/22/2018 | Cancelled(8*) | 0 | 20 | 20 | 0 | 0.00% | 0 | 4 | 9 | | None | | P,S,T,M,VP SC | 18 | 90+ Days | | |
| Exc Award (06/30/2021) | | | | | | | | | | | | | | | | | | | |
| 29765 | SAN RAMON | 08/23/1974 | Active(2) | 2 | 0 | 0 | 0 | 0.00% | 2 | | 12 | | 4 | | P,S,T,M,VP SC | N/R | | | |



Club Health Assessment for District H 3 through June 2025

| | | | Status | Membership | | | | | | | Reports | | | | | Finance | LCIF |
|---------------------------------------------|-----------------------------------|--------------|-----------------------------------------------------|-----------------------------|-------------------|---------------------|----------------|-----------------|-----------------------------------------|--------------------------------------------|-------------------------------------|------------------------------------|------------------------|-----------------------------------------------|------------------------------------------|-----------------|-----------------------------------|
| Club Number | Club Name | Charter Date | | Current Member Count | YTD Members Added | YTD Members Dropped | YTD Net Growth | YTD Net Growth% | Member Count 12 Months Ago | Avg. length of service for dropped members | Months Since Last MMR *** | Yrs. Since Last Officer Report | President Rotation | Vice President Reported **** | Months Since Last Activity Report *** | Account Balance | Donations for current Fiscal Year |
| | | | Number of times on status quo within last two years | If below 15 members appears | | | | | If net loss is greater than 20% appears | | If no report in 3 months appears in | When more than one year appears in | Number of repeat terms | Notes the officers that do not have an active | If no report at 12 months appears in red | | |
| 16302 | SANTA ANITA | 06/13/1967 | Active | 12 | 2 | 0 | 2 | 20.00% | 10 | | 0 | | | P,S,T,M,VP SC | 3 | | \$60.00 |
| 83135 | SANTA ANITA LOS FICUS | 07/30/2004 | Active | 20 | 0 | 0 | 0 | 0.00% | 20 | | 1 | | | P,S,T,M,VP SC | 1 | | |
| Exc Award (06/30/2021, 06/30/2024) | | | | | | | | | | | | | | | | | |
| 65187 | SANTA MARIA DE HUACHIPA | 04/16/2002 | Active | 42 | 3 | 4 | -1 | -2.33% | 43 | 8 | 0 | | | P,S,T,M,VP SC | 1 | | \$502.75 |
| Exc Award (06/30/2017, 06/30/2018, 06/30/20 | | | | | | | | | | | | | | | | | |
| 123893 | Santa Maria de Huachipa Ecologico | 01/12/2015 | Active | 9 | 0 | 1 | -1 | -10.00% | 10 | 2 | 0 | | | P,S,T,M,VP SC | 6 | | |
| Exc Award (06/30/2017) | | | | | | | | | | | | | | | | | |
| 16303 | SANTIAGO DE SURCO | 09/28/1962 | Active | 12 | 0 | 6 | -6 | -33.33% | 18 | 6 | 0 | | 2 | P,S,T,M,VP SC | 20 | | |
| 52183 | SANTIAGO DE SURCO LOS PROCERES | 11/20/1991 | Active | 2 | 0 | 0 | 0 | 0.00% | 2 | | 15 | | 14 | P,S,T,M,VP SC | 18 | | |
| 131069 | Santiago de Surco Los Viñedos | 05/22/2017 | Active | 13 | 0 | 0 | 0 | 0.00% | 13 | | 15 | | | P,S,T,M,VP SC | 18 | 90+ Days | |
| 137193 | Surco Escalando Nuevas Montañas | 01/17/2019 | Active | 22 | 0 | 5 | -5 | -18.52% | 27 | 6 | 2 | | | P,S,T,M,VP SC | 0 | | \$40.00 |
| Exc Award (06/30/2020, 06/30/2021, 06/30/20 | | | | | | | | | | | | | | | | | |
| 139199 | Surco Fortaleza | 07/11/2019 | Active(1) | 5 | 0 | 5 | -5 | -50.00% | 10 | 4 | 0 | | | P,S,T,M,VP SC | 1 | | \$10.00 |
| Exc Award (06/30/2020, 06/30/2021, 06/30/20 | | | | | | | | | | | | | | | | | |
| 64673 | SURCO INTEGRACION | 09/13/2001 | Active | 9 | 3 | 1 | 2 | 28.57% | 7 | 6 | 0 | | | P,S,T,M,VP SC | 3 | | |
| Exc Award (06/30/2021) | | | | | | | | | | | | | | | | | |
| 33141 | SURCO LA CAPULLANA | 12/27/1976 | Active | 12 | 0 | 1 | -1 | -7.69% | 13 | 48 | 0 | | | P,S,T,M,VP SC | 4 | | \$150.00 |
| Exc Award (06/30/2017, 06/30/2020, 06/30/20 | | | | | | | | | | | | | | | | | |
| 63630 | SURCO LOMA AMARILLA | 10/24/2000 | Active | 17 | 1 | 1 | 0 | 0.00% | 17 | 12 | 0 | | | P,S,T,M,VP SC | 5 | | \$115.92 |
| Exc Award (06/30/2016, 06/30/2017, 06/30/20 | | | | | | | | | | | | | | | | | |
| 32802 | SURCO LOS ROSALES | 10/18/1976 | Active | 21 | 0 | 4 | -4 | -16.00% | 25 | 3 | 0 | | 2 | P,S,T,M,VP SC | 0 | | \$500.00 |
| Exc Award (06/30/2020, 06/30/2023, 06/30/20 | | | | | | | | | | | | | | | | | |
| 116496 | SURCO PADRE CESAR RIVERA | 04/02/2012 | Active | 9 | 0 | 4 | -4 | -30.77% | 13 | 12 | 0 | | 6 | P,S,T,M,VP SC | 3 | | |
| Exc Award (06/30/2016) | | | | | | | | | | | | | | | | | |
| 34094 | SURCO VALLE HERMOSO | 06/27/1977 | Active | 22 | 1 | 2 | -1 | -4.35% | 23 | 2 | 1 | | 2 | P,S,T,M,VP SC | 0 | | \$200.00 |
| Exc Award (06/30/2016, 06/30/2017, 06/30/20 | | | | | | | | | | | | | | | | | |
| 125822 | Surco Virgen del Carmen | 09/23/2015 | Active | 18 | 1 | 3 | -2 | -10.00% | 20 | 5 | 0 | | 2 | P,S,T,M,VP SC | 0 | | \$60.00 |



Club Health Assessment for District H 3 through June 2025

| | | | Status | Membership | | | | | | Reports | | | | | Finance | LCIF | |
|------------------------------------------------|-------------------------------------------|--------------|-----------------------------------------------------|-----------------------------|-------------------|---------------------|----------------|-----------------------------------------|----------------------------|--------------------------------------------|-------------------------------------|------------------------------------|------------------------|-----------------------------------------------|------------------------------------------|-----------------|-----------------------------------|
| Club Number | Club Name | Charter Date | | Current Member Count | YTD Members Added | YTD Members Dropped | YTD Net Growth | YTD Net Growth% | Member Count 12 Months Ago | Avg. length of service for dropped members | Months Since Last MMR *** | Yrs. Since Last Officer Report | President Rotation | Vice President Reported **** | Months Since Last Activity Report *** | Account Balance | Donations for current Fiscal Year |
| | | | Number of times on status quo within last two years | If below 15 members appears | | | | If net loss is greater than 20% appears | | | If no report in 3 months appears in | When more than one year appears in | Number of repeat terms | Notes the officers that do not have an active | If no report at 12 months appears in red | | |
| Exc Award (06/30/2021, 06/30/2022, 06/30/2023) | | | | | | | | | | | | | | | | | |
| 147544 | Surquillo Bicentenario Libertad Universal | 07/12/2021 | Active | 18 | 5 | 10 | -5 | -21.74% | 23 | 3 | 0 | | None | P,S,T,M,VP SC | 2 | | \$1,000.00 |
| 144469 | Tarma | 12/28/2020 | Active(3) | 4 | 0 | 1 | -1 | -20.00% | 5 | 4 | 6 | | | P,S,T,M,VP SC | N/R | | |

Clubs Cancelled Previous Fiscal Year – Clubs Cancelled within last 12 months may be reinstated

| Club Number | Club Name | Charter Date | Current Status* | Cancellation Date |
|-------------|----------------------|--------------|-----------------|-------------------|
| 77971 | SAN ISIDRO EL OLIVAR | 12/18/2003 | Cancelled(6*) | 06/29/2024 |
| 149204 | Satipo | 01/05/2022 | Cancelled(8*) | 01/29/2024 |

| Current Total Clubs Count | YTD New Clubs Count | YTD Cancelled Clubs Count | YTD Net Club Gain | Current Total Members Count | YTD Add | YTD Drop | YTD Net Growth | YTD Net Growth % | Member Count 12 Months Ago | Average Member Count Per Club | % of Clubs with less than 20 members | % No MMR in 3 Months | % No Officer Report in 12 Months | % of Clubs with balance 90+ days | Number of Clubs in Status Quo | % Status Quo Clubs in Financial Suspension | Number of Cancelled Clubs | Average Cancelled Club Age | Members Lost Due to Cancellation | % of Clubs Cancelled for Non-Financial Reasons |
|---------------------------|---------------------|---------------------------|-------------------|-----------------------------|---------|----------|----------------|------------------|----------------------------|-------------------------------|--------------------------------------|----------------------|----------------------------------|----------------------------------|-------------------------------|--------------------------------------------|---------------------------|----------------------------|----------------------------------|------------------------------------------------|
| 94 | 5 | 9 | -4 | 1,714 | 360 | 476 | -116 | -6.34% | 1,830 | 18 | 59% | 16% | 1% | 4% | 1 | 100% | 9 | 6 | 137 | 0% |

* - P - Priority Club. Cancellation Reasons: 1-Objectives/conduct, 2-Non-active club, 5-Non-existing club, 6-Disbanding, 7-Merger, 8-Financial Suspension, 9-District/Multiple District Dues.
** - Abbreviation: P-President, S-Secretary, T-Treasurer, M-Member Chairperson, VP-First Vice President, MC-Communications Chairperson, SC-Service Chairperson
*** - Abbreviation: N/R - Never reported using the Lions Clubs website, N/A - Not applicable, No password registered for the Lions Clubs website.
**** - Abbreviation: N - New, IP - Immediate Past, R - Repeat.



Club Health Assessment for District H 4 through June 2025

| | | | Status | Membership | | | | | | | Reports | | | | | Finance | | LCIF |
|-------------------------------|----------------------------------------------------------------|--------------|-----------------------------------------------------|-----------------------------|-------------------|---------------------|----------------|-----------------------------------------|----------------------------|--------------------------------------------|-------------------------------------|------------------------------------|------------------------|-----------------------------------------------|------------------------------------------|-----------------|-----------------------------------|------|
| Club Number | Club Name | Charter Date | | Current Member Count | YTD Members Added | YTD Members Dropped | YTD Net Growth | YTD Net Growth% | Member Count 12 Months Ago | Avg. length of service for dropped members | Months Since Last MMR *** | Yrs. Since Last Officer Report | President Rotation | Vice President Reported **** | Months Since Last Activity Report *** | Account Balance | Donations for current Fiscal Year | |
| | | | Number of times on status quo within last two years | If below 15 members appears | | | | If net loss is greater than 20% appears | | | If no report in 3 months appears in | When more than one year appears in | Number of repeat terms | Notes the officers that do not have an active | If no report at 12 months appears in red | | | |
| Clubs less than two years old | | | | | | | | | | | | | | | | | | |
| 179251 | Callao Dejando Huellas | 11/19/2024 | Active | 30 | 33 | 3 | 30 | 100.00% | 0 | 0 | 0 | | | P,S,T,M,VP SC | N/R | 90+ Days | | |
| 171948 | Carabayllo Cristo Moreno de los Milagros | 06/25/2024 | Active | 12 | 0 | 12 | -12 | -50.00% | 24 | 1 | 0 | | None | P,S,T,M,VP SC | 0 | 90+ Days | | |
| 182606 | Lima Alcanzando Suenos Con Amor y Esperanza | 06/04/2025 | Newly Chartered | 21 | 21 | 0 | 21 | 100.00% | 0 | | 0 | | | P,S,T,M,VP SC | N/R | | | |
| 174963 | Lima Circulo Solidario | 12/20/2024 | Active | 10 | 42 | 32 | 10 | 100.00% | 0 | 2 | 0 | | 2 | P,S,T,M,VP SC | N/R | 90+ Days | | |
| 179594 | Lima Esmeralda | 04/01/2025 | Newly Chartered | 21 | 21 | 0 | 21 | 100.00% | 0 | | 0 | | | P,S,T,M,VP SC | N/R | | | |
| 172213 | Lima Pedro Paulet Mostajo | 06/24/2024 | Active | 26 | 11 | 10 | 1 | 4.00% | 25 | 1 | 0 | | 2 | P,S,T,M,VP SC | 5 | | \$10.00 | |
| 181933 | Lima Rugido Libre de Independencia | 05/29/2025 | Newly Chartered | 23 | 28 | 5 | 23 | 100.00% | 0 | 0 | 0 | | | P,S,T,M,VP SC | N/R | | | |
| 155966 | Magdalena Don Bosco | 09/14/2023 | Active | 20 | 14 | 23 | -9 | -31.03% | 29 | 1 | 0 | | | P,S,T,M,VP SC | 0 | | \$10.00 | |
| 156614 | Rioja Uniendo Corazones | 11/09/2023 | Active | 18 | 6 | 8 | -2 | -10.00% | 20 | 1 | 6 | | 2 | P,S,T,M,VP SC | N/R | 90+ Days | | |
| Clubs more than two years old | | | | | | | | | | | | | | | | | | |
| 29218 | BELLAVISTA-SAN JOSE Exc Award (06/30/2019) | 04/30/1974 | Active | 47 | 21 | 3 | 18 | 62.07% | 29 | 19 | 0 | | | P,S,T,M,VP SC | 1 | | \$40.00 | |
| 16196 | CALLAO Exc Award (06/30/2017, 06/30/2018, 06/30/2020) | 06/18/1949 | Active | 24 | 1 | 1 | 0 | 0.00% | 24 | 3 | 3 | | | P,S,T,M,VP SC | 1 | | \$20.00 | |
| 144735 | Callao San Antonio Inka | 12/30/2020 | Active | 21 | 3 | 4 | -1 | -4.55% | 22 | 4 | 0 | | 2 | P,S,T,M,VP SC | 3 | | | |
| 34095 | CANTO GRANDE Exc Award (06/30/2017, 06/30/2018, 06/30/2020) | 06/27/1977 | Active | 31 | 0 | 2 | -2 | -6.06% | 33 | 26 | 0 | | | P,S,T,M,VP SC | 0 | | \$1,908.00 | |
| 88424 | CARABAYLLO Exc Award (06/30/2017, 06/30/2021, 06/30/2020) | 05/25/2005 | Active | 35 | 3 | 4 | -1 | -2.78% | 36 | 3 | 0 | | | P,S,T,M,VP SC | 4 | | \$70.00 | |
| 31810 | COMAS Exc Award (06/30/2021, 06/30/2022, 06/30/2020) | 03/03/1976 | Active | 41 | 10 | 5 | 5 | 13.89% | 36 | 9 | 1 | | | P,S,T,M,VP SC | 0 | | \$1,533.00 | |
| 16213 | IQUITOS Exc Award (06/30/2017) | 04/04/1953 | Active | 57 | 6 | 4 | 2 | 3.64% | 55 | 4 | 1 | | | P,S,T,M,VP SC | 2 | | | |
| 130978 | Iquitos Centenario Eleodoro Vilcarromero Vega | 05/17/2017 | Active(1) | 13 | 3 | 7 | -4 | -23.53% | 17 | 3 | 0 | | None | P,S,T,M,VP SC | 3 | | | |



Club Health Assessment for District H 4 through June 2025

| | | | Status | Membership | | | | | | | Reports | | | | | Finance | | LCIF |
|------------------------------------------------|-------------------------------------------|--------------|-----------------------------------------------------|-----------------------------|-------------------|---------------------|----------------|-----------------------------------------|----------------------------|--------------------------------------------|-------------------------------------|------------------------------------|------------------------|----------------------------------------------------------|---------------------------------------|-----------------|-----------------------------------|------|
| Club Number | Club Name | Charter Date | | Current Member Count | YTD Members Added | YTD Members Dropped | YTD Net Growth | YTD Net Growth% | Member Count 12 Months Ago | Avg. length of service for dropped members | Months Since Last MMR *** | Yrs. Since Last Officer Report | President Rotation | Vice President Reported **** | Months Since Last Activity Report *** | Account Balance | Donations for current Fiscal Year | |
| | | | Number of times on status quo within last two years | If below 15 members appears | | | | If net loss is greater than 20% appears | | | If no report in 3 months appears in | When more than one year appears in | Number of repeat terms | Notes the officers that do not have appears in an active | If no report at 12 months red | | | |
| Exc Award (06/30/2021) | | | | | | | | | | | | | | | | | | |
| 82425 | IQUITOS LAS BROMELIAS | 05/25/2004 | Active | 53 | 2 | 2 | 0 | 0.00% | 53 | 4 | 0 | | | P,S,T,M,VP SC | 1 | | | |
| Exc Award (06/30/2021, 06/30/2023, 06/30/2024) | | | | | | | | | | | | | | | | | | |
| 140930 | Iquitos Maravilla Del Mundo- Rio Amazonas | 03/09/2020 | Active | 14 | 11 | 11 | 0 | 0.00% | 14 | 2 | 0 | | | P,S,T,M,VP SC | 6 | | | |
| Exc Award (06/30/2023) | | | | | | | | | | | | | | | | | | |
| 50283 | IQUITOS SAN JUAN DE MIRAFLORES | 03/16/1990 | Active | 37 | 3 | 7 | -4 | -9.76% | 41 | 10 | 0 | | | P,S,T,M,VP SC | 5 | | \$20.00 | |
| Exc Award (06/30/2018, 06/30/2023) | | | | | | | | | | | | | | | | | | |
| 16285 | JESUS MARIA | 08/27/1961 | Active | 29 | 4 | 1 | 3 | 11.54% | 26 | 4 | 1 | | | P,S,T,M,VP SC | 0 | | \$243.02 | |
| Exc Award (06/30/2017, 06/30/2018, 06/30/2023) | | | | | | | | | | | | | | | | | | |
| 132766 | Jesus Maria Nuevo Centenario | 09/29/2017 | Active | 20 | 10 | 3 | 7 | 53.85% | 13 | 2 | 1 | | | P,S,T,M,VP SC | 6 | | \$310.00 | |
| Exc Award (06/30/2018, 06/30/2021, 06/30/2023) | | | | | | | | | | | | | | | | | | |
| 63206 | JESUS MARIA NUEVO MILENIO | 05/22/2000 | Active | 21 | 0 | 6 | -6 | -22.22% | 27 | 2 | 1 | | | P,S,T,M,VP SC | 0 | | \$320.00 | |
| Exc Award (06/30/2017, 06/30/2018, 06/30/2023) | | | | | | | | | | | | | | | | | | |
| 152435 | Juanjui | 08/26/2022 | Active | 22 | 0 | 0 | 0 | 0.00% | 22 | | 9 | | | P,S,T,M,VP SC | 9 | 90+ Days | | |
| Exc Award (06/30/2023) | | | | | | | | | | | | | | | | | | |
| 16281 | LA VICTORIA | 03/10/1961 | Active | 19 | 1 | 1 | 0 | 0.00% | 19 | 38 | 0 | | | P,S,T,M,VP SC | 6 | | \$30.00 | |
| Exc Award (06/30/2023, 06/30/2024) | | | | | | | | | | | | | | | | | | |
| 16282 | LA VICTORIA BALCONCIL | 06/03/1966 | Active(1) | 15 | 4 | 2 | 2 | 15.38% | 13 | 17 | 1 | | | P,S,T,M,VP SC | 1 | | \$1,030.00 | |
| 16283 | LA VICTORIA SAN CATALINA | 01/24/1974 | Active | 15 | 0 | 7 | -7 | -31.82% | 22 | 4 | 0 | | | P,S,T,M,VP SC | 0 | | \$10.00 | |
| Exc Award (06/30/2023) | | | | | | | | | | | | | | | | | | |
| 16284 | LIMA | 10/23/1944 | Active | 23 | 20 | 7 | 13 | 130.00% | 10 | 25 | 0 | | | P,S,T,M,VP SC | 0 | | \$240.00 | |
| Exc Award (06/30/2020, 06/30/2023) | | | | | | | | | | | | | | | | | | |
| 139368 | Lima Alborada | 08/08/2019 | Active | 22 | 3 | 4 | -1 | -4.35% | 23 | 4 | 0 | | | P,S,T,M,VP SC | 0 | | \$40.00 | |
| Exc Award (06/30/2020, 06/30/2021, 06/30/2023) | | | | | | | | | | | | | | | | | | |
| 143483 | Lima Bicentenario Killary | 11/13/2020 | Active | 9 | 2 | 5 | -3 | -25.00% | 12 | 1 | 0 | | 2 | P,S,T,M,VP SC | 0 | | | |
| 124687 | Lima Centenario Aricma | 04/30/2015 | Active(1) | 12 | 0 | 0 | 0 | 0.00% | 12 | | 12 | | | P,S,T,M,VP SC | 8 | 90+ Days | | |
| Exc Award (06/30/2018, 06/30/2020) | | | | | | | | | | | | | | | | | | |
| 128400 | Lima Centenario Confraternidad | 08/09/2016 | Cancelled(8*) | 0 | 0 | 20 | -20 | -100.00% | 20 | 5 | 0 | | None | P,S,T,M,VP SC | 6 | 90+ Days | | |



Club Health Assessment for District H 4 through June 2025

| | | | Status | Membership | | | | | | | Reports | | | | | Finance | | LCIF |
|------------------------------------------------|------------------------------------------|--------------|-----------------------------------------------------|-----------------------------|-------------------|---------------------|-----------------------------------------|-----------------|----------------------------|--------------------------------------------|---------------------------|--------------------------------|------------------------------------|------------------------------|--------------------------------------------------------------|-------------------------------|-----------------------------------|------|
| Club Number | Club Name | Charter Date | | Current Member Count | YTD Members Added | YTD Members Dropped | YTD Net Growth | YTD Net Growth% | Member Count 12 Months Ago | Avg. length of service for dropped members | Months Since Last MMR *** | Yrs. Since Last Officer Report | President Rotation | Vice President Reported **** | Months Since Last Activity Report *** | Account Balance | Donations for current Fiscal Year | |
| | | | Number of times on status quo within last two years | If below 15 members appears | | | If net loss is greater than 20% appears | | | If no report in 3 months appears in | | | When more than one year appears in | Number of repeat terms | Notes the officers that do not have appears in an active red | If no report at 12 months red | | |
| Exc Award (06/30/2017) | | | | | | | | | | | | | | | | | | |
| 130243 | Lima Centenario Escalando Montañas | 02/28/2017 | Active | 18 | 0 | 2 | -2 | -10.00% | 20 | 5 | 0 | | 2 | P,S,T,M,VP SC | 20 | | | |
| 130244 | Lima Centenario Matiaza Rimache | 02/27/2017 | Active | 24 | 23 | 35 | -12 | -33.33% | 36 | 2 | 0 | | | P,S,T,M,VP SC | 1 | | \$240.00 | |
| Exc Award (06/30/2020, 06/30/2021, 06/30/2022) | | | | | | | | | | | | | | | | | | |
| 117527 | LIMA CORAZON DE LEON | 08/09/2012 | Active(2) | 8 | 1 | 0 | 1 | 14.29% | 7 | | 0 | | | P,S,T,M,VP SC | 15 | 90+ Days | | |
| 110621 | LIMA DE INDEPENDENCIA | 03/22/2011 | Active | 24 | 1 | 11 | -10 | -29.41% | 34 | 4 | 0 | | | P,S,T,M,VP SC | 0 | | \$580.00 | |
| Exc Award (06/30/2020, 06/30/2024) | | | | | | | | | | | | | | | | | | |
| 52009 | LIMA ELIO | 09/13/1991 | Active | 13 | 0 | 2 | -2 | -13.33% | 15 | 2 | 6 | | | P,S,T,M,VP SC | 0 | | \$30.00 | |
| Exc Award (06/30/2017, 06/30/2018, 06/30/2019) | | | | | | | | | | | | | | | | | | |
| 37822 | LIMA LAS BRISAS | 12/07/1979 | Active | 17 | 4 | 4 | 0 | 0.00% | 17 | 5 | 0 | | | P,S,T,M,VP SC | 0 | | \$30.00 | |
| Exc Award (06/30/2017, 06/30/2018) | | | | | | | | | | | | | | | | | | |
| 151464 | Lima Leones del Bicentenario | 06/24/2022 | Active | 23 | 4 | 2 | 2 | 9.52% | 21 | 1 | 0 | | | P,S,T,M,VP SC | 2 | | \$230.00 | |
| Exc Award (06/30/2023, 06/30/2024) | | | | | | | | | | | | | | | | | | |
| 131425 | Lima Liyun Maltacuna | 06/19/2017 | Active | 5 | 2 | 8 | -6 | -54.55% | 11 | 7 | 0 | | None | P,S,T,M,VP SC | 0 | 90+ Days | \$40.00 | |
| Exc Award (06/30/2019, 06/30/2024) | | | | | | | | | | | | | | | | | | |
| 143733 | Lima Los Robles | 12/02/2020 | Active | 20 | 1 | 3 | -2 | -9.09% | 22 | 3 | 2 | | | P,S,T,M,VP SC | 0 | | | |
| Exc Award (06/30/2022, 06/30/2023, 06/30/2024) | | | | | | | | | | | | | | | | | | |
| 37054 | LIMA MELVIN JONES | 05/04/1979 | Active | 8 | 0 | 0 | 0 | 0.00% | 8 | | 14 | | 13 | P,S,T,M,VP SC | 24+ | | | |
| 104824 | LIMA NUEVO AMANECER | 02/24/2009 | Active(1) | 11 | 0 | 2 | -2 | -15.38% | 13 | 3 | 2 | | | P,S,T,M,VP SC | 0 | | \$20.00 | |
| 141619 | Lima PGD Giovanni Cheme Angeles | 06/09/2020 | Active | 19 | 8 | 11 | -3 | -13.64% | 22 | 2 | 0 | | None | P,S,T,M,VP SC | 8 | | \$1,030.00 | |
| Exc Award (06/30/2021, 06/30/2023) | | | | | | | | | | | | | | | | | | |
| 154841 | Lima Renacer | 06/22/2023 | Active | 14 | 1 | 8 | -7 | -33.33% | 21 | 1 | 1 | | 2 | P,S,T,M,VP SC | 6 | 90+ Days | \$10.00 | |
| 29850 | LIMA SANTA BEATRIZ | 10/11/1974 | Active | 24 | 5 | 2 | 3 | 14.29% | 21 | 23 | 0 | | | P,S,T,M,VP SC | 0 | | \$260.00 | |
| Exc Award (06/30/2017, 06/30/2018, 06/30/2019) | | | | | | | | | | | | | | | | | | |
| 154792 | Lima Servicio Nuestra Virtud y Fortaleza | 06/22/2023 | Cancelled(8*) | 0 | 2 | 39 | -37 | -100.00% | 37 | 1 | 3 | | None | P,S,T,M,VP SC | 8 | 90+ Days | | |
| 16286 | LINCE | 12/09/1957 | Active(1) | 9 | 0 | 4 | -4 | -30.77% | 13 | 10 | 0 | | | P,S,T,M,VP SC | 18 | 90+ Days | | |
| 77307 | LINCE-AMISTAD | 06/25/2003 | Active | 16 | 3 | 5 | -2 | -11.11% | 18 | 8 | 0 | | | P,S,T,M,VP SC | 1 | | \$1,000.00 | |




Club Health Assessment for District H 4 through June 2025

| | | | Status | Membership | | | | | | | Reports | | | | | Finance | | LCIF | |
|------------------------------------------------|-----------------------------------------|--------------|-----------------------------------------------------|-----------------------------|-------------------|---------------------|----------------|-----------------|-----------------------------------------|--------------------------------------------|---------------------------|--------------------------------|--------------------|-------------------------------------|---------------------------------------|------------------------|----------------------------------------------------------|-------------------------------|--|
| Club Number | Club Name | Charter Date | | Current Member Count | YTD Members Added | YTD Members Dropped | YTD Net Growth | YTD Net Growth% | Member Count 12 Months Ago | Avg. length of service for dropped members | Months Since Last MMR *** | Yrs. Since Last Officer Report | President Rotation | Vice President Reported **** | Months Since Last Activity Report *** | Account Balance | Donations for current Fiscal Year | | |
| | | | Number of times on status quo within last two years | If below 15 members appears | | | | | If net loss is greater than 20% appears | | | | | If no report in 3 months appears in | When more than one year appears in | Number of repeat terms | Notes the officers that do not have appears in an active | If no report at 12 months red | |
| Exc Award (06/30/2017, 06/30/2020, 06/30/2023) | | | | | | | | | | | | | | | | | | | |
| 132174 | Los Caballeros del Leon de Huanuco | 07/31/2017 | Active | 26 | 2 | 6 | -4 | -13.33% | 30 | 4 | 0 | | | P,S,T,M,VP SC | 0 | | | | |
| Exc Award (06/30/2018, 06/30/2023) | | | | | | | | | | | | | | | | | | | |
| 141275 | Los Olivos Oscar Olortegui Chavez | 03/31/2020 | Active | 44 | 28 | 5 | 23 | 109.52% | 21 | 3 | 0 | | | P,S,T,M,VP SC | 0 | | \$460.00 | | |
| Exc Award (06/30/2023) | | | | | | | | | | | | | | | | | | | |
| 16287 | MAGDALENA | 07/25/1955 | Active | 14 | 0 | 0 | 0 | 0.00% | 14 | | 1 | | 3 | P,S,T,M,VP SC | 1 | | \$40.00 | | |
| Exc Award (06/30/2017, 06/30/2022, 06/30/2023) | | | | | | | | | | | | | | | | | | | |
| 75988 | MAGDALENA EDMUNDO ARAMBULO PALACIOS | 06/20/2003 | Active | 21 | 2 | 0 | 2 | 10.53% | 19 | | 9 | | | P,S,T,M,VP SC | 1 | | \$1,131.50 | | |
| Exc Award (06/30/2017, 06/30/2023) | | | | | | | | | | | | | | | | | | | |
| 136202 | Magdalena San Judas Tadeo | 08/10/2018 | Active | 9 | 2 | 8 | -6 | -40.00% | 15 | 2 | 0 | | | P,S,T,M,VP SC | 4 | | | | |
| Exc Award (06/30/2023) | | | | | | | | | | | | | | | | | | | |
| 43360 | MANGOMARCA | 01/05/1984 | Active | 23 | 0 | 0 | 0 | 0.00% | 23 | | 12 | | | P,S,T,M,VP SC | 1 | | \$50.00 | | |
| Exc Award (06/30/2017, 06/30/2023) | | | | | | | | | | | | | | | | | | | |
| 149826 | Manos Solidarias | 02/07/2022 | Active | 11 | 3 | 13 | -10 | -47.62% | 21 | 2 | 1 | | | P,S,T,M,VP SC | 0 | | | | |
| 16217 | MOYOBAMBA | 04/16/1963 | Active(2) | 19 | 1 | 2 | -1 | -5.00% | 20 | 30 | 4 | | 3 | P,S,T,M,VP SC | 6 | 90+ Days | | | |
| 151093 | Moyobamba -Las Orquideas | 06/09/2022 | Cancelled(8*) | 0 | 14 | 33 | -19 | -100.00% | 19 | 2 | 3 | | None | P,S,T,M,VP SC | 6 | 90+ Days | | | |
| 16220 | PUCALLPA | 10/24/1963 | Active | 14 | 0 | 8 | -8 | -36.36% | 22 | 2 | 0 | | | P,S,T,M,VP SC | 13 | | \$10.00 | | |
| Exc Award (06/30/2023) | | | | | | | | | | | | | | | | | | | |
| 16292 | PUEBLO LIBRE | 03/18/1958 | Active | 42 | 7 | 0 | 7 | 20.00% | 35 | | 0 | | | P,S,T,M,VP SC | 6 | | \$2,060.00 | | |
| Exc Award (06/30/2020, 06/30/2021, 06/30/2023) | | | | | | | | | | | | | | | | | | | |
| 123458 | Pueblo Libre - Maria Carmona Farfan | 10/24/2014 | Active | 29 | 7 | 4 | 3 | 11.54% | 26 | 5 | 0 | | 2 | P,S,T,M,VP SC | 0 | | \$310.00 | | |
| Exc Award (06/30/2021, 06/30/2022, 06/30/2023) | | | | | | | | | | | | | | | | | | | |
| 61403 | PUEBLO LIBRE AMAZONAS | 01/18/1999 | Active | 18 | 1 | 2 | -1 | -5.26% | 19 | 4 | 0 | | | P,S,T,M,VP SC | 4 | | | | |
| Exc Award (06/30/2020, 06/30/2021) | | | | | | | | | | | | | | | | | | | |
| 143894 | Pueblo Libre Gilberto Diaz del Castillo | 12/23/2020 | Active | 19 | 1 | 2 | -1 | -5.00% | 20 | 2 | 6 | | 2 | P,S,T,M,VP SC | 8 | | \$1,010.00 | | |
| Exc Award (06/30/2021, 06/30/2022) | | | | | | | | | | | | | | | | | | | |
| 139421 | Pueblo Libre Helen Keller | 08/27/2019 | Active | 20 | 2 | 4 | -2 | -9.09% | 22 | 2 | 0 | | | P,S,T,M,VP SC | 2 | | \$720.00 | | |



Club Health Assessment for District H 4 through June 2025

|  | | | Status | Membership | | | | | | | Reports | | | | | Finance | LCIF | |
|----------------------------------------------------------------------------------|---------------------------------|--------------|-----------------------------------------------------|-----------------------------|-------------------|---------------------|----------------|-----------------|-----------------------------------------|--------------------------------------------|---------------------------|-------------------------------------|------------------------------------|------------------------------|-----------------------------------------------|------------------------------------------|-----------------------------------|--|
| Club Number | Club Name | Charter Date | | Current Member Count | YTD Members Added | YTD Members Dropped | YTD Net Growth | YTD Net Growth% | Member Count 12 Months Ago | Avg. length of service for dropped members | Months Since Last MMR *** | Yrs. Since Last Officer Report | President Rotation | Vice President Reported **** | Months Since Last Activity Report *** | Account Balance | Donations for current Fiscal Year | |
| | | | Number of times on status quo within last two years | If below 15 members appears | | | | | If net loss is greater than 20% appears | | | If no report in 3 months appears in | When more than one year appears in | Number of repeat terms | Notes the officers that do not have an active | If no report at 12 months appears in red | | |
| Exc Award (06/30/2021, 06/30/2022) | | | | | | | | | | | | | | | | | | |
| 125266 | Pueblo Libre Joe Preston | 06/29/2015 | Active | 19 | 2 | 3 | -1 | -5.00% | 20 | 1 | 6 | | | P,S,T,M,VP SC | 6 | | | |
| Exc Award (06/30/2020, 06/30/2021) | | | | | | | | | | | | | | | | | | |
| 151233 | Pueblo Libre- Servir Con Amor | 06/14/2022 | Active | 11 | 6 | 7 | -1 | -8.33% | 12 | 4 | 0 | | | P,S,T,M,VP SC | 8 | | \$10.00 | |
| 128324 | Pueblo Libre Unidos Para Servir | 07/26/2016 | Active | 26 | 4 | 2 | 2 | 8.33% | 24 | 3 | 0 | | | P,S,T,M,VP SC | 0 | | | |
| Exc Award (06/30/2021, 06/30/2022) | | | | | | | | | | | | | | | | | | |
| 48286 | PUNCHANA IQUITOS | 03/22/1988 | Active | 30 | 12 | 6 | 6 | 25.00% | 24 | 3 | 0 | | 2 | P,S,T,M,VP SC | 0 | | | |
| Exc Award (06/30/2018, 06/30/2023) | | | | | | | | | | | | | | | | | | |
| 55607 | RIMAC ALAMEDA DEL RIMAC | 04/28/1994 | Active | 20 | 0 | 2 | -2 | -9.09% | 22 | 5 | 0 | | | P,S,T,M,VP SC | 6 | | \$15.50 | |
| Exc Award (06/30/2021, 06/30/2023, 06/30/2024) | | | | | | | | | | | | | | | | | | |
| 37428 | S M DE PORRAS LOS OLIVOS | 07/16/1979 | Active | 25 | 8 | 6 | 2 | 8.70% | 23 | 7 | 1 | | | P,S,T,M,VP SC | 3 | | | |
| Exc Award (06/30/2023) | | | | | | | | | | | | | | | | | | |
| 42950 | SAN LUIS JAVIER PRADO | 07/07/1983 | Active | 48 | 4 | 12 | -8 | -14.29% | 56 | 9 | 0 | | | P,S,T,M,VP SC | 0 | | \$843.00 | |
| Exc Award (06/30/2017, 06/30/2021, 06/30/2024) | | | | | | | | | | | | | | | | | | |
| 37427 | SAN LUIS VILLA JARDIN | 07/16/1979 | Active | 42 | 4 | 5 | -1 | -2.33% | 43 | 5 | 0 | | | P,S,T,M,VP SC | 2 | | | |
| Exc Award (06/30/2017, 06/30/2018, 06/30/2024) | | | | | | | | | | | | | | | | | | |
| 106978 | SAN MARTIN | 12/10/2009 | Active | 26 | 2 | 8 | -6 | -18.75% | 32 | 1 | 0 | | | P,S,T,M,VP SC | 0 | | \$90.00 | |
| Exc Award (06/30/2023) | | | | | | | | | | | | | | | | | | |
| 33697 | SAN MARTIN DE P PANAMERICANA N | 04/30/1977 | Active | 23 | 5 | 12 | -7 | -23.33% | 30 | 4 | 0 | | | P,S,T,M,VP SC | 6 | | \$1,050.00 | |
| Exc Award (06/30/2017, 06/30/2019, 06/30/2024) | | | | | | | | | | | | | | | | | | |
| 16299 | SAN MARTIN DE PORRAS | 03/02/1967 | Active | 6 | 0 | 0 | 0 | 0.00% | 6 | | 5 | | | P,S,T,M,VP SC | 10 | | | |
| Exc Award (06/30/2023) | | | | | | | | | | | | | | | | | | |
| 16301 | SAN MIGUEL | 10/16/1961 | Active(1) | 15 | 0 | 0 | 0 | 0.00% | 15 | | 15 | | | P,S,T,M,VP SC | 8 | | \$80.00 | |
| Exc Award (06/30/2019, 06/30/2021) | | | | | | | | | | | | | | | | | | |
| 16300 | SAN MIGUEL MARANGA | 06/09/1967 | Active | 18 | 1 | 2 | -1 | -5.26% | 19 | 17 | 0 | | | P,S,T,M,VP SC | 0 | | \$1,260.00 | |
| 53790 | SAN MIGUEL PANDO | 11/06/1992 | Active | 10 | 0 | 4 | -4 | -28.57% | 14 | 2 | 0 | | 2 | P,S,T,M,VP SC | 1 | | \$20.00 | |
| Exc Award (06/30/2023) | | | | | | | | | | | | | | | | | | |
| 16226 | TARAPOTO | 04/01/1958 | Active | 17 | 1 | 6 | -5 | -22.73% | 22 | 3 | 0 | | | P,S,T,M,VP SC | 6 | | | |



Club Health Assessment for District H 4 through June 2025

| | | | Membership | | | | | | | | Reports | | | | Finance | | LCIF | | | |
|---------------------------------------------|---------------------|---------------------------|-----------------------------------------------------|-----------------------------|-------------------|---------------------|----------------|-----------------------------------------|----------------------------|--------------------------------------------|--------------------------------------|------------------------------------|----------------------------------|-----------------------------------------------|------------------------------------------|--------------------------------------------|-----------------------------------|----------------------------|----------------------------------|------------------------------------------------|
| Club Number | Club Name | Charter Date | | Current Member Count | YTD Members Added | YTD Members Dropped | YTD Net Growth | YTD Net Growth% | Member Count 12 Months Ago | Avg. length of service for dropped members | Months Since Last MMR *** | Yrs. Since Last Officer Report | President Rotation | Vice President Reported **** | Months Since Last Activity Report *** | Account Balance | Donations for current Fiscal Year | | | |
| | | | Number of times on status quo within last two years | If below 15 members appears | | | | If net loss is greater than 20% appears | | | If no report in 3 months appears in | When more than one year appears in | Number of repeat terms | Notes the officers that do not have an active | If no report at 12 months appears in red | | | | | |
| 150134 | Ventanilla Inka | 03/16/2022 | Active(2) | 7 | 0 | 0 | 0 | 0.00% | 7 | | 12 | | 2 | P,S,T,M,VP SC | 10 | 90+ Days | \$10.00 | | | |
| 32089 | ZARATE | 04/12/1976 | Active | 48 | 9 | 5 | 4 | 9.09% | 44 | 13 | 0 | | | P,S,T,M,VP SC | 6 | | \$1,100.00 | | | |
| Exc Award (06/30/2018, 06/30/2019, 06/30/20 | | | | | | | | | | | | | | | | | | | | |
| Current Total Clubs Count | YTD New Clubs Count | YTD Cancelled Clubs Count | YTD Net Club Gain | Current Total Members Count | YTD Add | YTD Drop | YTD Net Growth | YTD Net Growth % | Member Count 12 Months Ago | Average Member Count Per Club | % of Clubs with less than 20 members | % No MMR in 3 Months | % No Officer Report in 12 Months | % of Clubs with balance 90+ days | Number of Clubs in Status Quo | % Status Quo Clubs in Financial Suspension | Number of Cancelled Clubs | Average Cancelled Club Age | Members Lost Due to Cancellation | % of Clubs Cancelled for Non-Financial Reasons |
| 78 | 5 | 3 | 2 | 1,714 | 466 | 504 | -38 | -2.17% | 1,752 | 22 | 46% | 18% | 0% | 15% | 0 | 0% | 3 | 4 | 92 | 0% |

* - P - Priority Club. Cancellation Reasons: 1-Objectives/conduct, 2-Non-active club, 5-Non-existing club, 6-Disbanding, 7-Merger, 8-Financial Suspension, 9-District/Multiple District Dues.

** - Abbreviation: P-President, S-Secretary, T-Treasurer, M-Member Chairperson, VP-First Vice President, MC-Communications Chairperson, SC-Service Chairperson

*** - Abbreviation: N/R - Never reported using the Lions Clubs website, N/A - Not applicable, No password registered for the Lions Clubs website.

**** - Abbreviation: N - New, IP - Immediate Past, R - Repeat.



Club Health Assessment for District O 1 through June 2025

| | | | Status | Membership | | | | | | | Reports | | | | | Finance | | LCIF |
|------------------------------------------------|-------------------------------------|--------------|-----------------------------------------------------|-----------------------------|-------------------|---------------------|----------------|-----------------|-----------------------------------------|--------------------------------------------|---------------------------|-------------------------------------|------------------------------------|------------------------------|----------------------------------------------------------|-------------------------------|-----------------------------------|------|
| Club Number | Club Name | Charter Date | | Current Member Count | YTD Members Added | YTD Members Dropped | YTD Net Growth | YTD Net Growth% | Member Count 12 Months Ago | Avg. length of service for dropped members | Months Since Last MMR *** | Yrs. Since Last Officer Report | President Rotation | Vice President Reported **** | Months Since Last Activity Report *** | Account Balance | Donations for current Fiscal Year | |
| | | | Number of times on status quo within last two years | If below 15 members appears | | | | | If net loss is greater than 20% appears | | | If no report in 3 months appears in | When more than one year appears in | Number of repeat terms | Notes the officers that do not have appears in an active | If no report at 12 months red | | |
| Clubs less than two years old | | | | | | | | | | | | | | | | | | |
| 181109 | Catamarca San Fernando | 02/25/2025 | Active | 20 | 24 | 4 | 20 | 100.00% | 0 | 0 | 0 | | | P,S,T,M,VP SC | 0 | | \$22.06 | |
| 156639 | Concepción Centro | 11/20/2023 | Active | 17 | 6 | 5 | 1 | 6.25% | 16 | 1 | 1 | | | P,S,T,M,VP SC | 0 | | \$80.20 | |
| 156617 | Tucuman Concepción La Perla del Sur | 11/28/2023 | Active | 15 | 7 | 17 | -10 | -40.00% | 25 | 1 | 0 | | | P,S,T,M,VP SC | 16 | | \$43.40 | |
| Clubs more than two years old | | | | | | | | | | | | | | | | | | |
| 121864 | Aguilares | 04/15/2014 | Active(1) | 23 | 6 | 2 | 4 | 21.05% | 19 | 1 | 1 | | | P,S,T,M,VP SC | 11 | | \$10.98 | |
| 78737 | ANATUYA TINCUNACU | 04/09/2004 | Active | 20 | 0 | 0 | 0 | 0.00% | 20 | | 1 | | | P,S,T,M,VP SC | 8 | | | |
| 17626 | BELL VILLE | 03/09/1958 | Active | 76 | 5 | 2 | 3 | 4.11% | 73 | 27 | 0 | | | P,S,T,M,VP SC | 0 | | \$483.54 | |
| Exc Award (06/30/2016, 06/30/2018, 06/30/2020) | | | | | | | | | | | | | | | | | | |
| 147753 | Catamarca Valles De Ancasti | 08/09/2021 | Active(1) | 26 | 18 | 18 | 0 | 0.00% | 26 | 3 | 0 | | | P,S,T,M,VP SC | 1 | | \$97.67 | |
| 140091 | Cordoba | 10/24/2019 | Active(1) | 14 | 0 | 0 | 0 | 0.00% | 14 | | 20 | 1 | None | P,S,T,M,VP SC | 24+ | | | |
| 17631 | CORDOBA ALTA CORDOBA | 03/24/1959 | Active | 17 | 3 | 1 | 2 | 13.33% | 15 | 1 | 1 | | | P,S,T,M,VP SC | 2 | | \$28.58 | |
| Exc Award (06/30/2022, 06/30/2024) | | | | | | | | | | | | | | | | | | |
| 124954 | Gaona | 05/28/2015 | Active(1) | 23 | 0 | 0 | 0 | 0.00% | 23 | | 13 | 1 | None | P,S,T,M,VP SC | 18 | | \$14.30 | |
| Exc Award (06/30/2016) | | | | | | | | | | | | | | | | | | |
| 17641 | GENERAL GUTIERREZ | 08/17/1971 | Active(1) | 9 | 3 | 0 | 3 | 50.00% | 6 | | 6 | | 3 | P,S,T,M,VP SC | 0 | | \$5.36 | |
| 17643 | GODOY CRUZ | 12/22/1959 | Active | 5 | 0 | 0 | 0 | 0.00% | 5 | | 1 | | 2 | P,S,T,M,VP SC | 3 | | | |
| 54909 | LA BANDA JORGE W ABALOS | 09/30/1993 | Active | 25 | 3 | 0 | 3 | 13.64% | 22 | | 6 | | 2 | P,S,T,M,VP SC | 0 | | \$95.60 | |
| 17648 | LAS HERAS | 05/09/1973 | Active(1) | 8 | 0 | 4 | -4 | -33.33% | 12 | 15 | 1 | | 6 | P,S,T,M,VP SC | 18 | | | |
| 17659 | LAS VARILLAS | 06/12/1961 | Active(1) | 24 | 0 | 1 | -1 | -4.00% | 25 | 0 | 1 | | | P,S,T,M,VP SC | 2 | | \$36.98 | |
| Exc Award (06/30/2022) | | | | | | | | | | | | | | | | | | |
| 17660 | LUJAN DE CUYO | 11/20/1956 | Active | 18 | 4 | 0 | 4 | 28.57% | 14 | | 2 | | | P,S,T,M,VP SC | 0 | | \$119.58 | |
| 17650 | MAIPU | 07/26/1956 | Active(1) | 18 | 2 | 1 | 1 | 5.88% | 17 | 0 | 1 | | | P,S,T,M,VP SC | 2 | | \$17.22 | |
| 17653 | MENDOZA | 02/15/1956 | Active(1) | 34 | 11 | 8 | 3 | 9.68% | 31 | 17 | 0 | | | P,S,T,M,VP SC | 0 | | \$63.51 | |
| Exc Award (06/30/2016) | | | | | | | | | | | | | | | | | | |
| 105782 | MENDOZA ACONCAQUA | 06/24/2009 | Active | 18 | 3 | 4 | -1 | -5.26% | 19 | 11 | 1 | | | P,S,T,M,VP SC | 0 | | \$37.49 | |



Club Health Assessment for District O 1 through June 2025

| | | | Status | Membership | | | | | | | Reports | | | | | Finance | | LCIF |
|----------------------------------------------|---------------------------------|--------------|-----------------------------------------------------|-----------------------------|-------------------|---------------------|----------------|-----------------------------------------|----------------------------|--------------------------------------------|-------------------------------------|------------------------------------|------------------------|----------------------------------------------------------|---------------------------------------|-----------------|-----------------------------------|------|
| Club Number | Club Name | Charter Date | | Current Member Count | YTD Members Added | YTD Members Dropped | YTD Net Growth | YTD Net Growth% | Member Count 12 Months Ago | Avg. length of service for dropped members | Months Since Last MMR *** | Yrs. Since Last Officer Report | President Rotation | Vice President Reported **** | Months Since Last Activity Report *** | Account Balance | Donations for current Fiscal Year | |
| | | | Number of times on status quo within last two years | If below 15 members appears | | | | If net loss is greater than 20% appears | | | If no report in 3 months appears in | When more than one year appears in | Number of repeat terms | Notes the officers that do not have appears in an active | If no report at 12 months red | | | |
| Exc Award (06/30/2022) | | | | | | | | | | | | | | | | | | |
| 61348 | MENDOZA CUMBRES ANDINAS | 12/14/1998 | Active | 5 | 0 | 0 | 0 | 0.00% | 5 | | 13 | | | P,S,T,M,VP SC | 0 | | | |
| 17878 | METAN | 10/19/1961 | Active(1) | 17 | 0 | 0 | 0 | 0.00% | 17 | | 8 | | 2 | P,S,T,M,VP SC | 22 | | \$94.01 | |
| 61103 | ROSARIO DE LA FRONTERA | 08/08/1998 | Active | 24 | 0 | 0 | 0 | 0.00% | 24 | | 14 | | 2 | P,S,T,M,VP SC | 0 | | \$25.27 | |
| 17888 | SALTA NORTE | 03/07/1970 | Active | 22 | 4 | 1 | 3 | 15.79% | 19 | 2 | 2 | | | P,S,T,M,VP SC | 1 | | \$277.41 | |
| Exc Award (06/30/2016, 06/30/2022) | | | | | | | | | | | | | | | | | | |
| 17669 | SAN FRANCISCO | 05/10/1957 | Active | 25 | 1 | 2 | -1 | -3.85% | 26 | 24 | 0 | | | P,S,T,M,VP SC | 0 | | \$1,057.06 | |
| Exc Award (06/30/2016) | | | | | | | | | | | | | | | | | | |
| 17892 | SAN JUAN DESAMPARADOS | 11/23/1967 | Active | 7 | 0 | 0 | 0 | 0.00% | 7 | | 15 | | 8 | P,S,T,M,VP SC | 0 | | \$35.58 | |
| Exc Award (06/30/2016, 06/30/2023) | | | | | | | | | | | | | | | | | | |
| 17671 | SAN MARTIN MENDOZA | 12/26/1956 | Active | 7 | 7 | 2 | 5 | 250.00% | 2 | 1 | 1 | | | P,S,T,M,VP SC | 1 | | | |
| 17672 | SAN RAFAEL | 08/01/1956 | Active | 33 | 10 | 5 | 5 | 17.86% | 28 | 1 | 0 | | 2 | P,S,T,M,VP SC | 1 | | \$13.40 | |
| Exc Award (06/30/2016, 06/30/2020, 06/30/20) | | | | | | | | | | | | | | | | | | |
| 37953 | SANTA LUCIA | 01/24/1980 | Active | 7 | 0 | 1 | -1 | -12.50% | 8 | 2 | 3 | | | P,S,T,M,VP SC | 0 | | \$23.72 | |
| 17896 | SANTA MARIA | 08/06/1966 | Active | 20 | 4 | 5 | -1 | -4.76% | 21 | 3 | 1 | | | P,S,T,M,VP SC | 1 | | \$34.83 | |
| 134916 | Santiago del Estero | 05/29/2018 | Active(1) | 17 | 8 | 0 | 8 | 88.89% | 9 | | 0 | | 2 | P,S,T,M,VP SC | 0 | | \$10.72 | |
| 61886 | SANTIAGO DEL ESTERO MISHKI MAYU | 05/03/1999 | Active(1) | 24 | 5 | 4 | 1 | 4.35% | 23 | 1 | 0 | | 2 | P,S,T,M,VP SC | 0 | | \$89.29 | |
| Exc Award (06/30/2018) | | | | | | | | | | | | | | | | | | |
| 106408 | TAFI VIEJO TUCUMAN LOS CERROS | 08/27/2009 | Active | 17 | 4 | 0 | 4 | 30.77% | 13 | | 0 | | 4 | P,S,T,M,VP SC | 1 | | \$234.82 | |
| 59333 | TUCUMAN ACONQUIJA | 04/09/1997 | Active(1) | 27 | 16 | 10 | 6 | 28.57% | 21 | 9 | 0 | | | P,S,T,M,VP SC | 0 | | \$1,094.48 | |
| Exc Award (06/30/2016) | | | | | | | | | | | | | | | | | | |
| 119652 | Tucuman Ibatin | 06/17/2013 | Active(1) | 13 | 0 | 1 | -1 | -7.14% | 14 | 3 | 0 | | | P,S,T,M,VP SC | 1 | | \$186.34 | |
| 63535 | TUCUMAN LOS LAPACHOS | 08/29/2000 | Active | 13 | 1 | 1 | 0 | 0.00% | 13 | 16 | 10 | | | P,S,T,M,VP SC | 3 | | \$21.43 | |
| 44370 | TUPUNGATO | 06/03/1964 | Active(1) | 13 | 0 | 0 | 0 | 0.00% | 13 | | 2 | | | P,S,T,M,VP SC | 3 | | \$47.93 | |
| 132307 | Villa Carlos Paz Centenario | 07/27/2017 | Active | 18 | 18 | 5 | 13 | 260.00% | 5 | 0 | 4 | | | P,S,T,M,VP SC | 3 | | \$100.00 | |
| 62862 | VILLA CARLOS PAZ LAGO S ROQUE | 03/07/2000 | Active(1) | 34 | 5 | 6 | -1 | -2.86% | 35 | 7 | 0 | | 2 | P,S,T,M,VP SC | 0 | | \$289.98 | |



Club Health Assessment for District O 1 through June 2025

| Club NumberClub NameCharter Date | | | Status | | Membership | | | | | | | | Reports | | | | | Finance | | LCIF |
|------------------------------------|---------------------|---------------------------|-----------------------------------------------------|-----------------------------|----------------------|-------------------|---------------------|-----------------------------------------|----------------------------|-------------------------------|--------------------------------------------|------------------------------------|----------------------------------|-----------------------------------------------|------------------------------------------|--------------------------------------------|---------------------------|-----------------------------------|----------------------------------|------------------------------------------------|
| | | | | | Current Member Count | YTD Members Added | YTD Members Dropped | YTD Net Growth | YTD Net Growth% | Member Count 12 Months Ago | Avg. length of service for dropped members | Months Since Last MMR *** | Yrs. Since Last Officer Report | President Rotation | Vice President Reported **** | Months Since Last Activity Report *** | Account Balance | Donations for current Fiscal Year | | |
| | | | Number of times on status quo within last two years | If below 15 members appears | | | | If net loss is greater than 20% appears | | | If no report in 3 months appears in | When more than one year appears in | Number of repeat terms | Notes the officers that do not have an active | If no report at 12 months appears in red | | | | | |
| Exc Award (06/30/2016, 06/30/2021) | | | | | | | | | | | | | | | | | | | | |
| Current Total Clubs Count | YTD New Clubs Count | YTD Cancelled Clubs Count | YTD Net Club Gain | Current Total Members Count | YTD Add | YTD Drop | YTD Net Growth | YTD Net Growth % | Member Count 12 Months Ago | Average Member Count Per Club | % of Clubs with less than 20 members | % No MMR in 3 Months | % No Officer Report in 12 Months | % of Clubs with balance 90+ days | Number of Clubs in Status Quo | % Status Quo Clubs in Financial Suspension | Number of Cancelled Clubs | Average Cancelled Club Age | Members Lost Due to Cancellation | % of Clubs Cancelled for Non-Financial Reasons |
| 38 | 1 | 0 | 1 | 753 | 178 | 110 | 68 | 9.93% | 685 | 20 | 55% | 29% | 5% | 0% | 0 | 0% | 0 | 0 | 0 | 0% |

* - P - Priority Club. Cancellation Reasons: 1-Objectives/conduct, 2-Non-active club, 5-Non-existing club, 6-Disbanding, 7-Merger, 8-Financial Suspension, 9-District/Multiple District Dues.

** - Abbreviation: P-President, S-Secretary, T-Treasurer, M-Member Chairperson, VP-First Vice President, MC-Communications Chairperson, SC-Service Chairperson

*** - Abbreviation: N/R - Never reported using the Lions Clubs website, N/A - Not applicable, No password registered for the Lions Clubs website.

**** - Abbreviation: N - New, IP - Immediate Past, R - Repeat.



Club Health Assessment for District O 2 through June 2025

| | | | Status | Membership | | | | | | | Reports | | | | | Finance | LCIF | |
|------------------------------------------------|----------------------------------|--------------|-----------------------------------------------------|-----------------------------|-------------------|---------------------|----------------|-----------------|-----------------------------------------|--------------------------------------------|---------------------------|-------------------------------------|------------------------------------|------------------------------|-----------------------------------------------|------------------------------------------|-----------------------------------|--|
| Club Number | Club Name | Charter Date | | Current Member Count | YTD Members Added | YTD Members Dropped | YTD Net Growth | YTD Net Growth% | Member Count 12 Months Ago | Avg. length of service for dropped members | Months Since Last MMR *** | Yrs. Since Last Officer Report | President Rotation | Vice President Reported **** | Months Since Last Activity Report *** | Account Balance | Donations for current Fiscal Year | |
| | | | Number of times on status quo within last two years | If below 15 members appears | | | | | If net loss is greater than 20% appears | | | If no report in 3 months appears in | When more than one year appears in | Number of repeat terms | Notes the officers that do not have an active | If no report at 12 months appears in red | | |
| Clubs less than two years old | | | | | | | | | | | | | | | | | | |
| 179848 | San Javier "Alto Uruguay" | 12/03/2024 | Active | 22 | 26 | 4 | 22 | 100.00% | 0 | 0 | 3 | | | P,S,T,M,VP SC | 3 | | \$18.11 | |
| 179520 | Santa Sylvinia Para La Comunidad | 11/07/2024 | Active | 28 | 35 | 7 | 28 | 100.00% | 0 | 0 | 2 | | | P,S,T,M,VP SC | 0 | | \$18.11 | |
| Clubs more than two years old | | | | | | | | | | | | | | | | | | |
| 63483 | ALMIRANTE BROWN ANDRESITO | 07/26/2000 | Active(1) | 27 | 0 | 0 | 0 | 0.00% | 27 | | 0 | | | P,S,T,M,VP SC | 0 | | \$516.86 | |
| 110721 | AVELLANEDA | 04/07/2011 | Active(1) | 38 | 2 | 0 | 2 | 5.56% | 36 | | 7 | | 3 | P,S,T,M,VP SC | 3 | | \$77.76 | |
| Exc Award (06/30/2021) | | | | | | | | | | | | | | | | | | |
| 84700 | BARRANCAS | 01/14/2005 | Active(1) | 17 | 1 | 0 | 1 | 6.25% | 16 | | 2 | | 2 | P,S,T,M,VP SC | 2 | | \$34.56 | |
| Exc Award (06/30/2016, 06/30/2018) | | | | | | | | | | | | | | | | | | |
| 17955 | CAPITAN BERMUDEZ | 08/16/1966 | Active(1) | 17 | 0 | 3 | -3 | -15.00% | 20 | 7 | 1 | | 3 | P,S,T,M,VP SC | 5 | | \$36.72 | |
| Exc Award (06/30/2019, 06/30/2021) | | | | | | | | | | | | | | | | | | |
| 17956 | CASILDA | 08/27/1965 | Active(1) | 26 | 0 | 3 | -3 | -10.34% | 29 | 10 | 0 | | | P,S,T,M,VP SC | 0 | | \$214.19 | |
| Exc Award (06/30/2018, 06/30/2019) | | | | | | | | | | | | | | | | | | |
| 17957 | CHAJARI | 03/05/1970 | Active(1) | 21 | 4 | 0 | 4 | 23.53% | 17 | | 6 | | | P,S,T,M,VP SC | 1 | | \$121.20 | |
| 17683 | CLORINDA | 06/01/1967 | Active(1) | 23 | 5 | 4 | 1 | 4.55% | 22 | 2 | 0 | | | P,S,T,M,VP SC | 0 | | \$101.04 | |
| Exc Award (06/30/2018, 06/30/2020) | | | | | | | | | | | | | | | | | | |
| 17960 | CONCORDIA | 03/18/1964 | Active(1) | 22 | 7 | 2 | 5 | 29.41% | 17 | 5 | 2 | | 4 | P,S,T,M,VP SC | 9 | | \$283.25 | |
| Exc Award (06/30/2017, 06/30/2021) | | | | | | | | | | | | | | | | | | |
| 17961 | CORONDA | 03/10/1967 | Active(1) | 35 | 4 | 3 | 1 | 2.94% | 34 | 13 | 0 | | | P,S,T,M,VP SC | 2 | | \$1,633.70 | |
| Exc Award (06/30/2016, 06/30/2017, 06/30/2021) | | | | | | | | | | | | | | | | | | |
| 17684 | CORRIENTES | 10/24/1958 | Active(1) | 21 | 2 | 4 | -2 | -8.70% | 23 | 6 | 2 | | | P,S,T,M,VP SC | 2 | | \$113.09 | |
| Exc Award (06/30/2021) | | | | | | | | | | | | | | | | | | |
| 132666 | Corrientes Centenario | 09/22/2017 | Active(1) | 7 | 4 | 2 | 2 | 40.00% | 5 | 3 | 0 | | None | P,S,T,M,VP SC | 1 | | \$17.14 | |
| Exc Award (06/30/2021) | | | | | | | | | | | | | | | | | | |
| 122578 | Corrientes Taragüi Porá | 06/25/2014 | Active(1) | 14 | 8 | 5 | 3 | 27.27% | 11 | 2 | 0 | | | P,S,T,M,VP SC | 0 | | \$43.76 | |
| Exc Award (06/30/2018) | | | | | | | | | | | | | | | | | | |
| 17685 | CURUZU CUATIA | 07/27/1968 | Active(1) | 25 | 4 | 4 | 0 | 0.00% | 25 | 6 | 0 | | | P,S,T,M,VP SC | 0 | | \$53.95 | |



Club Health Assessment for District O 2 through June 2025

| | | | Status | Membership | | | | | | | Reports | | | | | Finance | | LCIF |
|------------------------------------------------|---------------------------------|--------------|-----------------------------------------------------|-----------------------------|-------------------|---------------------|----------------|-----------------|-----------------------------------------|--------------------------------------------|---------------------------|-------------------------------------|------------------------------------|------------------------------|-----------------------------------------------|------------------------------------------|-----------------------------------|----------|
| Club Number | Club Name | Charter Date | | Current Member Count | YTD Members Added | YTD Members Dropped | YTD Net Growth | YTD Net Growth% | Member Count 12 Months Ago | Avg. length of service for dropped members | Months Since Last MMR *** | Yrs. Since Last Officer Report | President Rotation | Vice President Reported **** | Months Since Last Activity Report *** | Account Balance | Donations for current Fiscal Year | |
| | | | Number of times on status quo within last two years | If below 15 members appears | | | | | If net loss is greater than 20% appears | | | If no report in 3 months appears in | When more than one year appears in | Number of repeat terms | Notes the officers that do not have an active | If no report at 12 months appears in red | | |
| 125044 | El Dorado | 06/04/2015 | Active(1) | 35 | 11 | 0 | 11 | 45.83% | 24 | | 0 | | | | P,S,T,M,VP SC | 2 | | \$60.64 |
| Exc Award (06/30/2019, 06/30/2020, 06/30/2021) | | | | | | | | | | | | | | | | | | |
| 17962 | EL TREBOL | 03/26/1966 | Active(1) | 22 | 6 | 2 | 4 | 22.22% | 18 | 20 | 0 | | 2 | | P,S,T,M,VP SC | 0 | | \$42.24 |
| 17687 | ESPERANZA | 05/02/1963 | Active(1) | 31 | 1 | 1 | 0 | 0.00% | 31 | 7 | 5 | | None | | P,S,T,M,VP SC | 5 | | \$85.32 |
| Exc Award (06/30/2018) | | | | | | | | | | | | | | | | | | |
| 58330 | FORMOSA | 05/24/1996 | Active(1) | 25 | 1 | 0 | 1 | 4.17% | 24 | | 0 | | None | | P,S,T,M,VP SC | 10 | | \$51.84 |
| Exc Award (06/30/2019) | | | | | | | | | | | | | | | | | | |
| 17965 | GALVEZ | 10/29/1958 | Active(1) | 20 | 6 | 0 | 6 | 42.86% | 14 | | 0 | | 2 | | P,S,T,M,VP SC | 0 | | \$37.08 |
| Exc Award (06/30/2018) | | | | | | | | | | | | | | | | | | |
| 146356 | Gálvez Causa Especifica, Hambre | 05/27/2021 | Active(1) | 28 | 2 | 2 | 0 | 0.00% | 28 | 3 | 0 | | | | P,S,T,M,VP SC | 0 | | \$139.63 |
| Exc Award (06/30/2024) | | | | | | | | | | | | | | | | | | |
| 99756 | GDOR CRESPO PARA LA COMUNIDAD | 06/27/2007 | Active(1) | 20 | 0 | 0 | 0 | 0.00% | 20 | | 1 | | None | | P,S,T,M,VP SC | 0 | | \$43.20 |
| 117883 | GENERAL JOSE DE SAN MARTIN | 09/24/2012 | Active(1) | 19 | 1 | 5 | -4 | -17.39% | 23 | 4 | 0 | | 2 | | P,S,T,M,VP SC | 1 | | \$104.69 |
| Exc Award (06/30/2021) | | | | | | | | | | | | | | | | | | |
| 17691 | GOYA | 03/04/1964 | Active(1) | 54 | 14 | 13 | 1 | 1.89% | 53 | 6 | 0 | | | | P,S,T,M,VP SC | 1 | | \$712.71 |
| Exc Award (06/30/2019, 06/30/2020, 06/30/2021) | | | | | | | | | | | | | | | | | | |
| 17692 | IGUAZU | 08/24/1973 | Active(1) | 14 | 3 | 1 | 2 | 16.67% | 12 | 9 | 0 | | | | P,S,T,M,VP SC | 4 | | \$44.03 |
| 29497 | LAGUNA BLANCA | 06/18/1974 | Active(1) | 25 | 7 | 4 | 3 | 13.64% | 22 | 9 | 0 | | | | P,S,T,M,VP SC | 0 | | \$136.31 |
| Exc Award (06/30/2021) | | | | | | | | | | | | | | | | | | |
| 38646 | MALABRIGO | 06/23/1980 | Active(1) | 17 | 1 | 1 | 0 | 0.00% | 17 | 11 | 2 | | 2 | | P,S,T,M,VP SC | 1 | | \$130.88 |
| Exc Award (06/30/2018) | | | | | | | | | | | | | | | | | | |
| 17694 | MERCEDES | 12/16/1964 | Active(1) | 11 | 0 | 0 | 0 | 0.00% | 11 | | 20 | | | | P,S,T,M,VP SC | 20 | | \$41.87 |
| 134335 | Monte Caseros | 04/17/2018 | Active(1) | 21 | 4 | 1 | 3 | 16.67% | 18 | 0 | 6 | | | | P,S,T,M,VP SC | 0 | | \$56.99 |
| 17699 | OBERA | 10/14/1965 | Active(1) | 27 | 5 | 2 | 3 | 12.50% | 24 | 2 | 0 | | | | P,S,T,M,VP SC | 0 | | \$116.16 |
| Exc Award (06/30/2018, 06/30/2019, 06/30/2020) | | | | | | | | | | | | | | | | | | |
| 135000 | Parana Campaña | 06/20/2018 | Active(1) | 13 | 1 | 0 | 1 | 8.33% | 12 | | 0 | | | | P,S,T,M,VP SC | 1 | | \$45.59 |
| 17968 | PARANA CENTRO | 04/04/1963 | Active(1) | 23 | 4 | 3 | 1 | 4.55% | 22 | 13 | 0 | | 2 | | P,S,T,M,VP SC | 0 | | \$65.63 |



Club Health Assessment for District O 2 through June 2025

| | | | Status | Membership | | | | | | | Reports | | | | | Finance | LCIF |
|------------------------------------------------|--------------------------------|--------------|-----------------------------------------------------|-----------------------------|-------------------|---------------------|----------------|-----------------------------------------|----------------------------|--------------------------------------------|-------------------------------------|------------------------------------|------------------------|----------------------------------------------------------|---------------------------------------|-----------------|-----------------------------------|
| Club Number | Club Name | Charter Date | | Current Member Count | YTD Members Added | YTD Members Dropped | YTD Net Growth | YTD Net Growth% | Member Count 12 Months Ago | Avg. length of service for dropped members | Months Since Last MMR *** | Yrs. Since Last Officer Report | President Rotation | Vice President Reported **** | Months Since Last Activity Report *** | Account Balance | Donations for current Fiscal Year |
| | | | Number of times on status quo within last two years | If below 15 members appears | | | | If net loss is greater than 20% appears | | | If no report in 3 months appears in | When more than one year appears in | Number of repeat terms | Notes the officers that do not have appears in an active | If no report at 12 months red | | |
| Exc Award (06/30/2017, 06/30/2018) | | | | | | | | | | | | | | | | | |
| 110671 | PARANA MUJERES EN ACCION | 04/06/2011 | Active(1) | 23 | 5 | 1 | 4 | 21.05% | 19 | 11 | 0 | | 2 | P,S,T,M,VP SC | 0 | | \$99.74 |
| Exc Award (06/30/2019) | | | | | | | | | | | | | | | | | |
| 17969 | PARANA PARQUE URQUIZA | 03/03/1970 | Active(1) | 23 | 7 | 0 | 7 | 43.75% | 16 | | 0 | | | P,S,T,M,VP SC | 0 | | \$108.29 |
| Exc Award (06/30/2017, 06/30/2019, 06/30/2020) | | | | | | | | | | | | | | | | | |
| 17700 | PASO DE LOS LIBRES | 11/01/1961 | Active(1) | 33 | 1 | 1 | 0 | 0.00% | 33 | 3 | 0 | | | P,S,T,M,VP SC | 0 | | \$267.96 |
| Exc Award (06/30/2019, 06/30/2021) | | | | | | | | | | | | | | | | | |
| 43155 | POSADAS DOCTOR RAMON MADARIAGA | 11/14/1983 | Active(1) | 25 | 3 | 0 | 3 | 13.64% | 22 | | 1 | | 2 | P,S,T,M,VP SC | 1 | | \$81.18 |
| Exc Award (06/30/2019, 06/30/2020, 06/30/2021) | | | | | | | | | | | | | | | | | |
| 66792 | POSADAS-ANDRESITO MISIONES | 11/14/2002 | Active(1) | 63 | 41 | 6 | 35 | 125.00% | 28 | 9 | 0 | | 2 | P,S,T,M,VP SC | 0 | | \$139.31 |
| Exc Award (06/30/2018, 06/30/2021) | | | | | | | | | | | | | | | | | |
| 17703 | PRESIDENCIA ROQ SAENZ | 06/05/1959 | Active(1) | 13 | 4 | 9 | -5 | -27.78% | 18 | 2 | 0 | | | P,S,T,M,VP SC | 0 | | \$95.81 |
| 126577 | Pueblo Muñoz Benard | 01/22/2016 | Active(1) | 15 | 2 | 0 | 2 | 15.38% | 13 | | 6 | | | P,S,T,M,VP SC | 1 | | \$51.71 |
| Exc Award (06/30/2018, 06/30/2021) | | | | | | | | | | | | | | | | | |
| 17705 | RAFAELA | 01/09/1960 | Active(1) | 25 | 2 | 1 | 1 | 4.17% | 24 | 25 | 3 | | | P,S,T,M,VP SC | 0 | | \$126.35 |
| 17706 | RECONQUISTA | 05/15/1964 | Active(1) | 109 | 30 | 15 | 15 | 15.96% | 94 | 11 | 0 | | | P,S,T,M,VP SC | 0 | | \$438.51 |
| Exc Award (06/30/2018, 06/30/2019, 06/30/2020) | | | | | | | | | | | | | | | | | |
| 44987 | RECREO | 05/20/1985 | Active(1) | 24 | 2 | 4 | -2 | -7.69% | 26 | 4 | 0 | | | P,S,T,M,VP SC | 0 | | \$434.47 |
| Exc Award (06/30/2018, 06/30/2019, 06/30/2020) | | | | | | | | | | | | | | | | | |
| 17707 | RESISTENCIA | 09/16/1958 | Active(1) | 22 | 9 | 3 | 6 | 37.50% | 16 | 10 | 0 | | | P,S,T,M,VP SC | 0 | | \$295.58 |
| Exc Award (06/30/2021) | | | | | | | | | | | | | | | | | |
| 17708 | RESISTENCIA SAN FERNA | 12/01/1967 | Active(1) | 21 | 4 | 5 | -1 | -4.55% | 22 | 9 | 0 | | 3 | P,S,T,M,VP SC | 2 | | \$147.98 |
| Exc Award (06/30/2021) | | | | | | | | | | | | | | | | | |
| 126897 | Romang Estrella Solidaria | 02/19/2016 | Active(1) | 22 | 17 | 4 | 13 | 144.44% | 9 | 7 | 1 | | 3 | P,S,T,M,VP SC | 3 | | \$43.38 |
| 17976 | ROSARIO LUIS PASTEUR | 03/26/1969 | Active(1) | 5 | 0 | 0 | 0 | 0.00% | 5 | | 14 | | | P,S,T,M,VP SC | 24+ | | \$28.91 |
| 48903 | ROSARIO PARQUE | 09/23/1988 | Active(1) | 9 | 2 | 1 | 1 | 12.50% | 8 | 51 | 0 | | | P,S,T,M,VP SC | 1 | | \$35.39 |
| 17709 | SAN CARLOS CENTRO | 10/30/1958 | Active(1) | 22 | 2 | 2 | 0 | 0.00% | 22 | 4 | 0 | | | P,S,T,M,VP SC | 0 | | \$215.62 |
| Exc Award (06/30/2018) | | | | | | | | | | | | | | | | | |



Club Health Assessment for District O 2 through June 2025

| | | | Status | Membership | | | | | | | Reports | | | | | Finance | | LCIF |
|-------------|------------------------------------------------|--------------|-----------------------------------------------------|-----------------------------|-------------------|---------------------|----------------|-----------------------------------------|----------------------------|--------------------------------------------|-------------------------------------|------------------------------------|------------------------|-----------------------------------------------|------------------------------------------|-----------------|-----------------------------------|------|
| Club Number | Club Name | Charter Date | | Current Member Count | YTD Members Added | YTD Members Dropped | YTD Net Growth | YTD Net Growth% | Member Count 12 Months Ago | Avg. length of service for dropped members | Months Since Last MMR *** | Yrs. Since Last Officer Report | President Rotation | Vice President Reported **** | Months Since Last Activity Report *** | Account Balance | Donations for current Fiscal Year | |
| | | | Number of times on status quo within last two years | If below 15 members appears | | | | If net loss is greater than 20% appears | | | If no report in 3 months appears in | When more than one year appears in | Number of repeat terms | Notes the officers that do not have an active | If no report at 12 months appears in red | | | |
| 68767 | SAN CARLOS SUD | 05/05/2003 | Active(1) | 14 | 0 | 4 | -4 | -22.22% | 18 | 12 | 2 | | | P,S,T,M,VP SC | 2 | | \$56.99 | |
| | Exc Award (06/30/2018, 06/30/2019, 06/30/2020) | | | | | | | | | | | | | | | | | |
| 17710 | SAN CRISTOBAL | 12/21/1961 | Active(1) | 12 | 1 | 3 | -2 | -14.29% | 14 | 19 | 1 | | | P,S,T,M,VP SC | 20 | | \$44.03 | |
| 17712 | SAN JAVIER SANTA FE | 10/15/1966 | Active(1) | 25 | 3 | 1 | 2 | 8.70% | 23 | 8 | 3 | | | P,S,T,M,VP SC | 7 | | \$151.99 | |
| | Exc Award (06/30/2019) | | | | | | | | | | | | | | | | | |
| 17713 | SAN JERONIMO NORTE | 07/19/1963 | Active(1) | 21 | 0 | 7 | -7 | -25.00% | 28 | 9 | 1 | | 2 | P,S,T,M,VP SC | 0 | | \$236.29 | |
| | Exc Award (06/30/2018) | | | | | | | | | | | | | | | | | |
| 17985 | SAN JORGE | 12/16/1966 | Active(1) | 13 | 5 | 0 | 5 | 62.50% | 8 | | 6 | | 3 | P,S,T,M,VP SC | 0 | | \$35.39 | |
| 59871 | SAN JORGE NUESTRA SRA DE ITATI | 07/22/1997 | Active(1) | 12 | 0 | 6 | -6 | -33.33% | 18 | 19 | 2 | | | P,S,T,M,VP SC | 2 | | \$56.99 | |
| | Exc Award (06/30/2018) | | | | | | | | | | | | | | | | | |
| 17714 | SAN JUSTO | 09/29/1967 | Active(1) | 40 | 3 | 0 | 3 | 8.11% | 37 | | 0 | | | P,S,T,M,VP SC | 0 | | \$308.59 | |
| | Exc Award (06/30/2016, 06/30/2018, 06/30/2020) | | | | | | | | | | | | | | | | | |
| 17986 | SAN LORENZO | 05/22/1960 | Active(1) | 35 | 17 | 2 | 15 | 75.00% | 20 | 16 | 0 | | None | P,S,T,M,VP SC | 1 | | \$89.23 | |
| | Exc Award (06/30/2018, 06/30/2019, 06/30/2020) | | | | | | | | | | | | | | | | | |
| 101852 | SAN VICENTE | 04/16/2008 | Active(1) | 16 | 0 | 0 | 0 | 0.00% | 16 | | 2 | | | P,S,T,M,VP SC | 0 | | \$50.51 | |
| 17717 | SANTA FE | 05/31/1955 | Active(1) | 26 | 3 | 2 | 1 | 4.00% | 25 | 12 | 0 | | 3 | P,S,T,M,VP SC | 0 | | \$527.14 | |
| | Exc Award (06/30/2018, 06/30/2020) | | | | | | | | | | | | | | | | | |
| 17719 | SANTO TOME CORRIENTES | 07/16/1973 | Active(1) | 5 | 1 | 1 | 0 | 0.00% | 5 | 3 | 1 | | None | P,S,T,M,VP SC | 24+ | | \$28.91 | |
| 17720 | SANTO TOME SANTA FE | 10/25/1964 | Active(1) | 32 | 17 | 7 | 10 | 45.45% | 22 | 10 | 0 | | | P,S,T,M,VP SC | 0 | | \$105.86 | |
| | Exc Award (06/30/2019, 06/30/2021, 06/30/2020) | | | | | | | | | | | | | | | | | |
| 17721 | TOSTADO | 06/28/1962 | Active(1) | 10 | 0 | 0 | 0 | 0.00% | 10 | | 12 | | 10 | P,S,T,M,VP SC | 3 | | \$51.37 | |
| 17722 | VILLA ANGELA | 04/10/1959 | Active(1) | 60 | 6 | 0 | 6 | 11.11% | 54 | | 0 | | | P,S,T,M,VP SC | 1 | | \$542.61 | |
| | Exc Award (06/30/2021, 06/30/2023) | | | | | | | | | | | | | | | | | |
| 17989 | VILLA CANAS | 11/14/1970 | Active(1) | 29 | 2 | 0 | 2 | 7.41% | 27 | | 1 | | | P,S,T,M,VP SC | 0 | | \$320.27 | |
| | Exc Award (06/30/2021, 06/30/2023) | | | | | | | | | | | | | | | | | |
| 50637 | VILLA OCAMPO | 06/01/1990 | Active(1) | 37 | 6 | 2 | 4 | 12.12% | 33 | 26 | 1 | | 2 | P,S,T,M,VP SC | 0 | | \$1,362.68 | |
| | Exc Award (06/30/2019, 06/30/2021, 06/30/2020) | | | | | | | | | | | | | | | | | |



Club Health Assessment for District O 2 through June 2025

| | | | Status | Membership | | | | | | Reports | | | | | Finance | LCIF | |
|-------------|-----------|--------------|-----------------------------------------------------|-----------------------------|-------------------|---------------------|----------------|-----------------------------------------|----------------------------|--------------------------------------------|-------------------------------------|------------------------------------|------------------------|-----------------------------------------------|------------------------------------------|-----------------|-----------------------------------|
| Club Number | Club Name | Charter Date | | Current Member Count | YTD Members Added | YTD Members Dropped | YTD Net Growth | YTD Net Growth% | Member Count 12 Months Ago | Avg. length of service for dropped members | Months Since Last MMR *** | Yrs. Since Last Officer Report | President Rotation | Vice President Reported **** | Months Since Last Activity Report *** | Account Balance | Donations for current Fiscal Year |
| | | | | | | | | | | | | | | | | | |
| | | | Number of times on status quo within last two years | If below 15 members appears | | | | If net loss is greater than 20% appears | | | If no report in 3 months appears in | When more than one year appears in | Number of repeat terms | Notes the officers that do not have an active | If no report at 12 months appears in red | | |

Clubs Cancelled Previous Fiscal Year – Clubs Cancelled within last 12 months may be reinstated

| Club Number | Club Name | Charter Date | Current Status* | Cancellation Date |
|-------------|-------------|--------------|-----------------|-------------------|
| 67585 | LAS LOMITAS | 03/17/2003 | Cancelled(6*) | 02/29/2024 |

| Current Total Clubs Count | YTD New Clubs Count | YTD Cancelled Clubs Count | YTD Net Club Gain | Current Total Members Count | YTD Add | YTD Drop | YTD Net Growth | YTD Net Growth % | Member Count 12 Months Ago | Average Member Count Per Club | % of Clubs with less than 20 members | % No MMR in 3 Months | % No Officer Report in 12 Months | % of Clubs with balance 90+ days | Number of Clubs in Status Quo | % Status Quo Clubs in Financial Suspension | Number of Cancelled Clubs | Average Cancelled Club Age | Members Lost Due to Cancellation | % of Clubs Cancelled for Non-Financial Reasons |
|---------------------------|---------------------|---------------------------|-------------------|-----------------------------|---------|----------|----------------|------------------|----------------------------|-------------------------------|--------------------------------------|----------------------|----------------------------------|----------------------------------|-------------------------------|--------------------------------------------|---------------------------|----------------------------|----------------------------------|------------------------------------------------|
| 64 | 2 | 0 | 2 | 1,589 | 364 | 163 | 201 | 14.48% | 1,388 | 25 | 31% | 19% | 0% | 0% | 0 | 0% | 0 | 0 | 0 | 0% |

* - P - Priority Club. Cancellation Reasons: 1-Objectives/conduct, 2-Non-active club, 5-Non-existing club, 6-Disbanding, 7-Merger, 8-Financial Suspension, 9-District/Multiple District Dues.

** - Abbreviation: P-President, S-Secretary, T-Treasurer, M-Member Chairperson, VP-First Vice President, MC-Communications Chairperson, SC-Service Chairperson

*** - Abbreviation: N/R - Never reported using the Lions Clubs website, N/A - Not applicable, No password registered for the Lions Clubs website.

**** - Abbreviation: N - New, IP - Immediate Past, R - Repeat.



Club Health Assessment for District O 3 through June 2025

| | | | Status | Membership | | | | | | | Reports | | | | | Finance | | LCIF |
|---------------------------------------------|-------------------------|--------------|-----------------------------------------------------|-----------------------------|-------------------|---------------------|----------------|-----------------------------------------|----------------------------|--------------------------------------------|-------------------------------------|------------------------------------|------------------------|----------------------------------------------------------|---------------------------------------|-----------------|-----------------------------------|------|
| Club Number | Club Name | Charter Date | | Current Member Count | YTD Members Added | YTD Members Dropped | YTD Net Growth | YTD Net Growth% | Member Count 12 Months Ago | Avg. length of service for dropped members | Months Since Last MMR *** | Yrs. Since Last Officer Report | President Rotation | Vice President Reported **** | Months Since Last Activity Report *** | Account Balance | Donations for current Fiscal Year | |
| | | | Number of times on status quo within last two years | If below 15 members appears | | | | If net loss is greater than 20% appears | | | If no report in 3 months appears in | When more than one year appears in | Number of repeat terms | Notes the officers that do not have appears in an active | If no report at 12 months red | | | |
| Clubs more than two years old | | | | | | | | | | | | | | | | | | |
| 66767 | 25 DE MAYO LA PAMPA | 10/30/2002 | Active(1) | 25 | 3 | 2 | 1 | 4.17% | 24 | 11 | 0 | | 2 | P,S,T,M,VP SC | 0 | | \$95.00 | |
| Exc Award (06/30/2018, 06/30/2019, 06/30/20 | | | | | | | | | | | | | | | | | | |
| 17725 | ALLEN | 03/27/1967 | Active | 21 | 0 | 0 | 0 | 0.00% | 21 | | 4 | | | P,S,T,M,VP SC | 24+ | | | |
| 17726 | AYACUCHO | 12/22/1966 | Active(1) | 18 | 1 | 2 | -1 | -5.26% | 19 | 30 | 6 | | 2 | P,S,T,M,VP SC | 1 | | | |
| Exc Award (06/30/2016) | | | | | | | | | | | | | | | | | | |
| 17729 | BAHIA BLANCA PALIHUE | 05/20/1970 | Active | 2 | 0 | 0 | 0 | 0.00% | 2 | | 15 | | None | P,S,T,M,VP SC | 24+ | | | |
| 17730 | BALCARCE | 08/18/1965 | Active | 26 | 1 | 0 | 1 | 4.00% | 25 | | 0 | | 2 | P,S,T,M,VP SC | 0 | | \$320.00 | |
| Exc Award (06/30/2016, 06/30/2019, 06/30/20 | | | | | | | | | | | | | | | | | | |
| 47712 | CALETA OLIVIA | 09/15/1987 | Active(1) | 23 | 3 | 1 | 2 | 9.52% | 21 | 0 | 2 | | 4 | P,S,T,M,VP SC | 2 | | \$80.00 | |
| Exc Award (06/30/2021) | | | | | | | | | | | | | | | | | | |
| 17732 | CARHUE | 04/19/1969 | Active(1) | 18 | 0 | 1 | -1 | -5.26% | 19 | 6 | 0 | | | P,S,T,M,VP SC | 0 | | | |
| 17733 | CARMEN DE PATAGONES | 04/04/1970 | Active(1) | 9 | 0 | 0 | 0 | 0.00% | 9 | | 14 | | 2 | P,S,T,M,VP SC | 0 | | | |
| Exc Award (06/30/2018, 06/30/2023) | | | | | | | | | | | | | | | | | | |
| 37951 | CATRIEL | 01/07/1980 | Active | 35 | 0 | 1 | -1 | -2.78% | 36 | 4 | 0 | | | P,S,T,M,VP SC | 0 | | \$115.00 | |
| Exc Award (06/30/2016) | | | | | | | | | | | | | | | | | | |
| 17734 | CENTENARIO | 08/10/1967 | Active(1) | 8 | 0 | 0 | 0 | 0.00% | 8 | | 11 | | 5 | P,S,T,M,VP SC | 3 | | | |
| 42083 | CHOELE CHOEL | 12/15/1982 | Active(1) | 15 | 0 | 1 | -1 | -6.25% | 16 | 7 | 0 | | | P,S,T,M,VP SC | 5 | | | |
| Exc Award (06/30/2016) | | | | | | | | | | | | | | | | | | |
| 17736 | CINCO SALTOS | 09/09/1966 | Active | 10 | 0 | 2 | -2 | -16.67% | 12 | 8 | 3 | | 2 | P,S,T,M,VP SC | 19 | | | |
| 17735 | CIPOLLETTI | 10/12/1966 | Active(1) | 22 | 0 | 3 | -3 | -12.00% | 25 | 13 | 0 | | | P,S,T,M,VP SC | 1 | | \$125.00 | |
| Exc Award (06/30/2018) | | | | | | | | | | | | | | | | | | |
| 110300 | CIPOLLETTI TREKAN | 02/18/2011 | Active(1) | 14 | 1 | 0 | 1 | 7.69% | 13 | | 0 | | | P,S,T,M,VP SC | 6 | | \$55.00 | |
| Exc Award (06/30/2018) | | | | | | | | | | | | | | | | | | |
| 17737 | COMODORO RIVADAVIA | 05/31/1970 | Active(1) | 12 | 7 | 6 | 1 | 9.09% | 11 | 18 | 0 | | | P,S,T,M,VP SC | 12 | | | |
| Exc Award (06/30/2016) | | | | | | | | | | | | | | | | | | |
| 17740 | CUTRAL CO PLAZA HUINCUL | 06/06/1970 | Active(1) | 25 | 11 | 2 | 9 | 56.25% | 16 | 16 | 1 | | | P,S,T,M,VP SC | 9 | | \$30.00 | |
| Exc Award (06/30/2016) | | | | | | | | | | | | | | | | | | |



Club Health Assessment for District O 3 through June 2025

| | | | Status | Membership | | | | | | | Reports | | | | | Finance | LCIF |
|------------------------------------------------|-------------------------|--------------|-----------------------------------------------------|-----------------------------|-------------------|---------------------|----------------|-----------------------------------------|----------------------------|--------------------------------------------|-------------------------------------|------------------------------------|------------------------|------------------------------|---------------------------------------------------|------------------------------------------|-----------------------------------|
| Club Number | Club Name | Charter Date | | Current Member Count | YTD Members Added | YTD Members Dropped | YTD Net Growth | YTD Net Growth% | Member Count 12 Months Ago | Avg. length of service for dropped members | Months Since Last MMR *** | Yrs. Since Last Officer Report | President Rotation | Vice President Reported **** | Months Since Last Activity Report *** | Account Balance | Donations for current Fiscal Year |
| | | | Number of times on status quo within last two years | If below 15 members appears | | | | If net loss is greater than 20% appears | | | If no report in 3 months appears in | When more than one year appears in | Number of repeat terms | | Notes the officers that do not have an active red | If no report at 12 months appears in red | |
| 39882 | DARREGUEIRA | 05/07/1981 | Active | 13 | 0 | 0 | 0 | 0.00% | 13 | | 15 | | | | P,S,T,M,VP SC | 1 | \$10.00 |
| Exc Award (06/30/2016) | | | | | | | | | | | | | | | | | |
| 17744 | GENERAL ROCA | 06/22/1963 | Active(1) | 12 | 0 | 0 | 0 | 0.00% | 12 | | 22 | | 2 | | P,S,T,M,VP SC | 21 | |
| Exc Award (06/30/2016, 06/30/2018) | | | | | | | | | | | | | | | | | |
| 46725 | HUITRU | 12/29/1986 | Active(1) | 17 | 1 | 2 | -1 | -5.56% | 18 | 27 | 0 | | | | P,S,T,M,VP SC | 24+ | |
| 51666 | LAS HERAS SANTA CRUZ | 05/17/1991 | Active(1) | 15 | 3 | 3 | 0 | 0.00% | 15 | 28 | 1 | | | | P,S,T,M,VP SC | 0 | |
| 17748 | MAR DE AJO | 04/26/1964 | Active(1) | 7 | 0 | 1 | -1 | -12.50% | 8 | 12 | 9 | | None | | P,S,T,M,VP SC | 14 | |
| 130728 | Mar del Plata Faro | 04/25/2017 | Active(1) | 7 | 0 | 0 | 0 | 0.00% | 7 | | 13 | 1 | None | | P,S,T,M,VP SC | 22 | |
| 17749 | MAR DEL PLATA NORTE | 11/01/1969 | Active | 15 | 0 | 0 | 0 | 0.00% | 15 | | 15 | | 2 | | P,S,T,M,VP SC | 18 | \$45.00 |
| Exc Award (06/30/2018, 06/30/2023) | | | | | | | | | | | | | | | | | |
| 17753 | NECOCHEA | 05/04/1963 | Active | 15 | 0 | 5 | -5 | -25.00% | 20 | 5 | 0 | | | | P,S,T,M,VP SC | 0 | \$145.00 |
| Exc Award (06/30/2016, 06/30/2024) | | | | | | | | | | | | | | | | | |
| 17754 | NEUQUEN | 07/14/1971 | Active | 19 | 1 | 0 | 1 | 5.56% | 18 | | 0 | | | | P,S,T,M,VP SC | 2 | |
| Exc Award (06/30/2016, 06/30/2019, 06/30/2020) | | | | | | | | | | | | | | | | | |
| 55503 | PLOTTIER | 04/05/1994 | Active | 16 | 0 | 2 | -2 | -11.11% | 18 | 5 | 0 | | None | | P,S,T,M,VP SC | 0 | \$35.00 |
| Exc Award (06/30/2023) | | | | | | | | | | | | | | | | | |
| 36061 | PUAN | 09/06/1978 | Active | 20 | 1 | 1 | 0 | 0.00% | 20 | 5 | 0 | | | | P,S,T,M,VP SC | 1 | \$40.00 |
| 47254 | PUERTO DESEADO | 04/29/1987 | Active | 7 | 0 | 0 | 0 | 0.00% | 7 | | 6 | | None | | P,S,T,M,VP SC | 0 | |
| 17757 | PUERTO INGENIERO WHITE | 11/15/1968 | Active(1) | 3 | 1 | 6 | -5 | -62.50% | 8 | 25 | 0 | | 6 | | P,S,T,M,VP SC | 0 | |
| 17759 | PUNTA ALTA | 06/01/1970 | Active | 7 | 0 | 2 | -2 | -22.22% | 9 | 11 | 3 | | | | P,S,T,M,VP SC | 8 | \$15.00 |
| Exc Award (06/30/2016) | | | | | | | | | | | | | | | | | |
| 46726 | RADA TILLY | 12/02/1986 | Active | 11 | 0 | 0 | 0 | 0.00% | 11 | | 12 | 1 | None | | P,S,T,M,VP SC | 13 | |
| Exc Award (06/30/2016) | | | | | | | | | | | | | | | | | |
| 17761 | RIO GALLEGOS | 04/27/1968 | Active | 38 | 11 | 1 | 10 | 35.71% | 28 | 1 | 0 | | | | P,S,T,M,VP SC | 0 | \$285.00 |
| Exc Award (06/30/2021, 06/30/2023, 06/30/2020) | | | | | | | | | | | | | | | | | |
| 51142 | RIO GRANDE | 12/28/1990 | Active(1) | 25 | 9 | 2 | 7 | 38.89% | 18 | 8 | 1 | | 7 | | P,S,T,M,VP SC | 15 | |
| 32419 | SAN CARLOS DE BARILOCHE | 06/17/1976 | Active | 20 | 0 | 0 | 0 | 0.00% | 20 | | 13 | | | | P,S,T,M,VP SC | 0 | \$800.00 |



Club Health Assessment for District O 3 through June 2025

| | | | Status | | Membership | | | | | | Reports | | | | | Finance | | LCIF | | |
|---------------------------|------------------------------------------------------------------------|---------------------------|-----------------------------------------------------|-----------------------------|-----------------------------|-------------------|---------------------|------------------|-----------------------------------------|-------------------------------|--------------------------------------------|-------------------------------------|------------------------------------|----------------------------------|-------------------------------|-----------------------------------------------|------------------------------------------|-----------------------------------|----------------------------------|------------------------------------------------|
| Club Number | Club Name | Charter Date | | | Current Member Count | YTD Members Added | YTD Members Dropped | YTD Net Growth | YTD Net Growth% | Member Count 12 Months Ago | Avg. length of service for dropped members | Months Since Last MMR *** | Yrs. Since Last Officer Report | President Rotation | Vice President Reported **** | Months Since Last Activity Report *** | Account Balance | Donations for current Fiscal Year | | |
| | | | Number of times on status quo within last two years | | If below 15 members appears | | | | If net loss is greater than 20% appears | | | If no report in 3 months appears in | When more than one year appears in | Number of repeat terms | | Notes the officers that do not have an active | If no report at 12 months appears in red | | | |
| 77618 | SAN MARTIN DE LOS ANDES CHAPELCO Exc Award (06/30/2019, 06/30/2023) | 10/06/2003 | Active | | 18 | 0 | 2 | -2 | -10.00% | 20 | 4 | 3 | | | | P,S,T,M,VP SC | 0 | | | |
| 17765 | SANTA ROSA | 07/31/1965 | Active | | 11 | 1 | 0 | 1 | 10.00% | 10 | | 0 | | 4 | | P,S,T,M,VP SC | 21 | | | |
| 17767 | SANTA TERESITA Exc Award (06/30/2016) | 11/20/1972 | Active | | 25 | 4 | 1 | 3 | 13.64% | 22 | 3 | 0 | | | | P,S,T,M,VP SC | 2 | \$5.00 | | |
| 17769 | TANDIL | 01/09/1958 | Cancelled(6*) | | 0 | 0 | 2 | -2 | -100.00% | 2 | 32 | 8 | | None | | P,S,T,M,VP SC | 24+ | | | |
| 17771 | TRENQUE LAUQUEN | 11/15/1963 | Active | | 11 | 0 | 1 | -1 | -8.33% | 12 | 53 | 11 | | 4 | | P,S,T,M,VP SC | 8 | | | |
| 17773 | USHUAIA | 12/04/1967 | Active(1) | | 22 | 11 | 3 | 8 | 57.14% | 14 | 8 | 0 | | 2 | | P,S,T,M,VP SC | 1 | | | |
| 17777 | VILLA REGINA Exc Award (06/30/2016) | 09/04/1964 | Active | | 10 | 0 | 1 | -1 | -9.09% | 11 | 1 | 0 | | | | P,S,T,M,VP SC | 13 | | | |
| 142538 | Zapala Antu | 08/10/2020 | Active(1) | | 25 | 17 | 5 | 12 | 92.31% | 13 | 1 | 0 | | 3 | | P,S,T,M,VP SC | 15 | \$5.00 | | |
| Current Total Clubs Count | YTD New Clubs Count | YTD Cancelled Clubs Count | YTD Net Club Gain | Current Total Members Count | YTD Add | YTD Drop | YTD Net Growth | YTD Net Growth % | Member Count 12 Months Ago | Average Member Count Per Club | % of Clubs with less than 20 members | % No MMR in 3 Months | % No Officer Report in 12 Months | % of Clubs with balance 90+ days | Number of Clubs in Status Quo | % Status Quo Clubs in Financial Suspension | Number of Cancelled Clubs | Average Cancelled Club Age | Members Lost Due to Cancellation | % of Clubs Cancelled for Non-Financial Reasons |
| 41 | 0 | 1 | -1 | 672 | 87 | 61 | 26 | 4.02% | 646 | 16 | 66% | 41% | 5% | 0% | 0 | 0% | 1 | 67 | 2 | 100% |

* - P - Priority Club. Cancellation Reasons: 1-Objectives/conduct, 2-Non-active club, 5-Non-existing club, 6-Disbanding, 7-Merger, 8-Financial Suspension, 9-District/Multiple District Dues.

** - Abbreviation: P-President, S-Secretary, T-Treasurer, M-Member Chairperson, VP-First Vice President, MC-Communications Chairperson, SC-Service Chairperson

*** - Abbreviation: N/R - Never reported using the Lions Clubs website, N/A - Not applicable, No password registered for the Lions Clubs website.

**** - Abbreviation: N - New, IP - Immediate Past, R - Repeat.



Club Health Assessment for District O 4 through June 2025

| | | | Status | Membership | | | | | | | Reports | | | | | Finance | | LCIF | | | |
|-------------------------------|-----------------------------------------------|--------------|-----------------------------------------------------|-----------------------------|-------------------|---------------------|----------------|-----------------|-----------------------------------------|--------------------------------------------|---------------------------|--------------------------------|--------------------|------------------------------|---------------------------------------|------------------------------------|-----------------------------------|-----------------------------------------------|------------------------------------------|--|--|
| Club Number | Club Name | Charter Date | | Current Member Count | YTD Members Added | YTD Members Dropped | YTD Net Growth | YTD Net Growth% | Member Count 12 Months Ago | Avg. length of service for dropped members | Months Since Last MMR *** | Yrs. Since Last Officer Report | President Rotation | Vice President Reported **** | Months Since Last Activity Report *** | Account Balance | Donations for current Fiscal Year | | | | |
| | | | Number of times on status quo within last two years | If below 15 members appears | | | | | If net loss is greater than 20% appears | | | | | | If no report in 3 months appears in | When more than one year appears in | Number of repeat terms | Notes the officers that do not have an active | If no report at 12 months appears in red | | |
| Clubs less than two years old | | | | | | | | | | | | | | | | | | | | | |
| 179701 | Agustin Ferrari | 11/19/2024 | Active | 21 | 21 | 0 | 21 | 100.00% | 0 | | 0 | | | | P,S,T,M,VP SC | 1 | | \$120.00 | | | |
| 156903 | Los Tapiales | 01/22/2024 | Active | 0 | 1 | 22 | -21 | -100.00% | 21 | 1 | 0 | | None | | P,S,T,M,VP SC | N/R | | | | | |
| 179581 | Malvinas Argentinas | 11/13/2024 | Active | 16 | 28 | 12 | 16 | 100.00% | 0 | 0 | 0 | | | | P,S,T,M,VP SC | 1 | | | | | |
| 182094 | Moreno | 05/08/2025 | Newly Chartered | 21 | 21 | 0 | 21 | 100.00% | 0 | | 0 | | | | P,S,T,M,VP SC | N/A | | | | | |
| Clubs more than two years old | | | | | | | | | | | | | | | | | | | | | |
| 117776 | "SAN ANDRES" BRIGADIER GENERAL JUAN MANUEL DE | 09/20/2012 | Active | 17 | 2 | 0 | 2 | 13.33% | 15 | | 1 | | | | P,S,T,M,VP SC | 6 | | \$10.00 | | | |
| 36389 | B A PARQUE AVELLANEDA | 12/18/1978 | Active | 16 | 18 | 5 | 13 | 433.33% | 3 | 27 | 0 | | | | P,S,T,M,VP SC | 5 | | \$6.25 | | | |
| 146493 | Barrancas de Vicente Lopez de la Región D | 06/14/2021 | Active | 25 | 4 | 0 | 4 | 19.05% | 21 | | 1 | | 5 | | P,S,T,M,VP SC | 0 | | | | | |
| 17778 | BECCAR | 04/01/1969 | Active | 7 | 1 | 2 | -1 | -12.50% | 8 | 4 | 3 | | | | P,S,T,M,VP SC | 3 | | \$39.90 | | | |
| 34770 | BENAVIDEZ | 12/01/1977 | Active | 14 | 2 | 0 | 2 | 16.67% | 12 | | 0 | | 3 | | P,S,T,M,VP SC | 0 | | | | | |
| Exc Award (06/30/2024) | | | | | | | | | | | | | | | | | | | | | |
| 17779 | BOULOGNE | 07/04/1968 | Active | 12 | 12 | 3 | 9 | 300.00% | 3 | 41 | 0 | | | | P,S,T,M,VP SC | 24+ | | | | | |
| 34459 | BS AS PARQUE CHACABUCO | 09/09/1977 | Active | 9 | 0 | 1 | -1 | -10.00% | 10 | 37 | 1 | 1 | None | | P,S,T,M,VP SC | 24+ | | \$5.00 | | | |
| 17781 | BUENOS AIRES | 10/16/1954 | Active | 20 | 4 | 5 | -1 | -4.76% | 21 | 7 | 0 | | | | P,S,T,M,VP SC | 0 | | \$5.00 | | | |
| 17783 | BUENOS AIRES BARRACAS | 10/18/1961 | Active | 2 | 0 | 0 | 0 | 0.00% | 2 | | 68 | 1 | None | | P,S,T,M,VP SC | 24+ | | | | | |
| 17788 | BUENOS AIRES CATEDRAL | 12/10/1970 | Active | 15 | 1 | 2 | -1 | -6.25% | 16 | 20 | 0 | | | | P,S,T,M,VP SC | 0 | | \$15.00 | | | |
| 17806 | BUENOS AIRES CHACARITA | 12/18/1969 | Active | 5 | 0 | 0 | 0 | 0.00% | 5 | | 17 | 1 | None | | P,S,T,M,VP SC | 24+ | | | | | |
| 17800 | BUENOS AIRES LINIERS | 06/19/1963 | Active | 10 | 0 | 0 | 0 | 0.00% | 10 | | 14 | | 4 | | P,S,T,M,VP SC | 24+ | | | | | |
| 148115 | Buenos Aires Obelisco | 08/30/2021 | Active | 19 | 7 | 7 | 0 | 0.00% | 19 | 2 | 0 | | | | P,S,T,M,VP SC | 0 | | \$1,552.50 | | | |
| Exc Award (06/30/2024) | | | | | | | | | | | | | | | | | | | | | |
| 84240 | BUENOS AIRES UBA FACULTAD DE DERECHO | 12/21/2004 | Active | 12 | 1 | 1 | 0 | 0.00% | 12 | 7 | 3 | | | | P,S,T,M,VP SC | 12 | | \$5.00 | | | |
| Exc Award (06/30/2024) | | | | | | | | | | | | | | | | | | | | | |
| 17816 | BUENOS AIRES VILLA URQUIZA | 11/11/1967 | Active | 4 | 0 | 0 | 0 | 0.00% | 4 | | 36 | 1 | None | | P,S,T,M,VP SC | 24+ | | | | | |



Club Health Assessment for District O 4 through June 2025

| | | | Status | Membership | | | | | | | Reports | | | | Finance | LCIF | | |
|-------------|---------------------------------------------------------|--------------|-----------------------------------------------------|-----------------------------|-------------------|---------------------|----------------|-----------------|-----------------------------------------|--------------------------------------------|---------------------------|-------------------------------------|------------------------------------|------------------------------|-----------------------------------------------|------------------------------------------|-----------------------------------|------------|
| Club Number | Club Name | Charter Date | | Current Member Count | YTD Members Added | YTD Members Dropped | YTD Net Growth | YTD Net Growth% | Member Count 12 Months Ago | Avg. length of service for dropped members | Months Since Last MMR *** | Yrs. Since Last Officer Report | President Rotation | Vice President Reported **** | Months Since Last Activity Report *** | Account Balance | Donations for current Fiscal Year | |
| | | | Number of times on status quo within last two years | If below 15 members appears | | | | | If net loss is greater than 20% appears | | | If no report in 3 months appears in | When more than one year appears in | Number of repeat terms | Notes the officers that do not have an active | If no report at 12 months appears in red | | |
| 101666 | CASEROS TRES DE FEBRERO | 04/01/2008 | Active(1) | 17 | 6 | 6 | 0 | 0.00% | 17 | 4 | 0 | | | | P,S,T,M,VP SC | 1 | | \$16.95 |
| 17821 | CASTELAR | 10/07/1964 | Active | 5 | 2 | 1 | 1 | 25.00% | 4 | 17 | 0 | | None | | P,S,T,M,VP SC | 2 | | |
| 17823 | CIUDAD GEN MAR MIG DE GUEMES Exc Award (06/30/2024) | 08/27/1966 | Active | 13 | 6 | 7 | -1 | -7.14% | 14 | 3 | 2 | | | | P,S,T,M,VP SC | 2 | | \$11.25 |
| 103747 | DON TORCUATO CENTRO | 11/07/2008 | Active | 10 | 2 | 1 | 1 | 11.11% | 9 | 14 | 1 | | 2 | | P,S,T,M,VP SC | 0 | | \$5.00 |
| 35765 | EL TALAR | 06/19/1978 | Active(1) | 10 | 0 | 0 | 0 | 0.00% | 10 | | 22 | | 3 | | P,S,T,M,VP SC | 1 | | |
| 27986 | GENERAL PACHECO Exc Award (06/30/2024) | 01/03/1974 | Active | 28 | 2 | 0 | 2 | 7.69% | 26 | | 2 | | | | P,S,T,M,VP SC | 0 | | \$150.00 |
| 17829 | GENERAL SAN MARTIN Exc Award (06/30/2017) | 05/20/1964 | Active(1) | 3 | 4 | 9 | -5 | -62.50% | 8 | 7 | 0 | | None | | P,S,T,M,VP SC | 7 | | |
| 17833 | HAEDO | 12/13/1963 | Active | 7 | 2 | 3 | -1 | -12.50% | 8 | 19 | 0 | | 9 | | P,S,T,M,VP SC | 0 | | |
| 17835 | ITUZAINGO | 04/05/1968 | Active(1) | 5 | 0 | 0 | 0 | 0.00% | 5 | | 12 | | None | | P,S,T,M,VP SC | 12 | | |
| 17836 | JOSE C PAZ | 12/12/1966 | Active | 24 | 3 | 2 | 1 | 4.35% | 23 | 8 | 0 | | | | P,S,T,M,VP SC | 2 | | \$10.00 |
| 144866 | José Hernández-General San Martin | 01/12/2021 | Active | 3 | 2 | 1 | 1 | 50.00% | 2 | 2 | 0 | | | | P,S,T,M,VP SC | 18 | | |
| 36331 | LOMA HERMOSA 3 DE FEBRERO L C Exc Award (06/30/2023) | 12/05/1978 | Active | 19 | 3 | 6 | -3 | -13.64% | 22 | 10 | 0 | | 2 | | P,S,T,M,VP SC | 6 | | \$1,096.90 |
| 43751 | MARTIN CORONADO Exc Award (06/30/2018) | 04/06/1984 | Active | 17 | 0 | 0 | 0 | 0.00% | 17 | | 2 | | 2 | | P,S,T,M,VP SC | 0 | | \$124.75 |
| 17838 | MARTINEZ | 05/17/1965 | Active | 15 | 2 | 1 | 1 | 7.14% | 14 | 10 | 1 | | 6 | | P,S,T,M,VP SC | 0 | | \$25.00 |
| 31351 | MERLO MARIANO ACOSTA Exc Award (06/30/2024) | 11/21/1975 | Active | 28 | 3 | 9 | -6 | -17.65% | 34 | 0 | 7 | | 2 | | P,S,T,M,VP SC | 9 | | \$2,845.90 |
| 17842 | MORON | 04/29/1964 | Active | 9 | 0 | 0 | 0 | 0.00% | 9 | | 13 | | 6 | | P,S,T,M,VP SC | 3 | | |
| 126414 | Rincon de Milberg Nuevo Delta | 12/17/2015 | Active | 13 | 2 | 0 | 2 | 18.18% | 11 | | 6 | | 2 | | P,S,T,M,VP SC | 0 | | \$17.50 |
| 17849 | SAN ISIDRO | 03/23/1961 | Active | 11 | 0 | 0 | 0 | 0.00% | 11 | | 9 | | | | P,S,T,M,VP SC | 4 | | |
| 17851 | SANTOS LUGARES | 06/14/1966 | Active | 3 | 3 | 1 | 2 | 200.00% | 1 | 44 | 6 | | | | P,S,T,M,VP SC | 22 | | |
| 17852 | TIGRE | 08/28/1964 | Active | 28 | 8 | 0 | 8 | 40.00% | 20 | | 6 | | | | P,S,T,M,VP SC | 0 | | \$10.00 |



Club Health Assessment for District O 4 through June 2025

| | | | Status | | Membership | | | | | | Reports | | | | | Finance | | LCIF | | |
|---------------------------|-------------------------|---------------------------|-----------------------------------------------------|-----------------------------|-------------------|---------------------|-----------------------------------------|------------------|----------------------------|--------------------------------------------|--------------------------------------|------------------------------------|----------------------------------|-----------------------------------------------|------------------------------------------|--------------------------------------------|-----------------------------------|----------------------------|----------------------------------|------------------------------------------------|
| Club Number | Club Name | Charter Date | | Current Member Count | YTD Members Added | YTD Members Dropped | YTD Net Growth | YTD Net Growth% | Member Count 12 Months Ago | Avg. length of service for dropped members | Months Since Last MMR *** | Yrs. Since Last Officer Report | President Rotation | Vice President Reported **** | Months Since Last Activity Report *** | Account Balance | Donations for current Fiscal Year | | | |
| | | | Number of times on status quo within last two years | If below 15 members appears | | | If net loss is greater than 20% appears | | | | If no report in 3 months appears in | When more than one year appears in | Number of repeat terms | Notes the officers that do not have an active | If no report at 12 months appears in red | | | | | |
| 63589 | VICENTE LOPEZ SIGLO XXI | 09/11/2000 | Active | 13 | 0 | 3 | -3 | -18.75% | 16 | 16 | 0 | | | P,S,T,M,VP SC | 0 | | \$5.70 | | | |
| 17856 | VILLA ADELINA | 05/18/1970 | Active | 24 | 3 | 2 | 1 | 4.35% | 23 | 9 | 0 | | 3 | P,S,T,M,VP SC | 0 | | \$35.00 | | | |
| Exc Award (06/30/2024) | | | | | | | | | | | | | | | | | | | | |
| 17857 | VILLA BALLESTER | 05/05/1966 | Active | 17 | 1 | 0 | 1 | 6.25% | 16 | | 2 | | 2 | P,S,T,M,VP SC | 0 | | \$1,285.00 | | | |
| 89454 | VILLA BOSCH CENTRO | 10/19/2005 | Active | 9 | 6 | 2 | 4 | 80.00% | 5 | 7 | 1 | | 4 | P,S,T,M,VP SC | 3 | | | | | |
| 119137 | VILLA LIBERTAD | 04/09/2013 | Active | 29 | 0 | 0 | 0 | 0.00% | 29 | | 0 | | | P,S,T,M,VP SC | 0 | | \$101.90 | | | |
| Exc Award (06/30/2024) | | | | | | | | | | | | | | | | | | | | |
| 104633 | VILLA LYNCH CENTRO | 03/26/2009 | Active | 8 | 2 | 4 | -2 | -20.00% | 10 | 9 | 0 | | | P,S,T,M,VP SC | 1 | | \$10.00 | | | |
| Exc Award (06/30/2024) | | | | | | | | | | | | | | | | | | | | |
| 17859 | VILLA MARTELLI | 06/23/1971 | Active | 14 | 0 | 2 | -2 | -12.50% | 16 | 9 | 2 | | 2 | P,S,T,M,VP SC | 0 | | \$55.00 | | | |
| | | | | | | | | | | | | | | | | | | | | |
| Current Total Clubs Count | YTD New Clubs Count | YTD Cancelled Clubs Count | YTD Net Club Gain | Current Total Members Count | YTD Add | YTD Drop | YTD Net Growth | YTD Net Growth % | Member Count 12 Months Ago | Average Member Count Per Club | % of Clubs with less than 20 members | % No MMR in 3 Months | % No Officer Report in 12 Months | % of Clubs with balance 90+ days | Number of Clubs in Status Quo | % Status Quo Clubs in Financial Suspension | Number of Cancelled Clubs | Average Cancelled Club Age | Members Lost Due to Cancellation | % of Clubs Cancelled for Non-Financial Reasons |
| 46 | 3 | 0 | 3 | 627 | 185 | 120 | 65 | 11.57% | 562 | 14 | 78% | 30% | 9% | 0% | 0 | 0% | 0 | 0 | 0 | 0% |

* - P - Priority Club. Cancellation Reasons: 1-Objectives/conduct, 2-Non-active club, 5-Non-existing club, 6-Disbanding, 7-Merger, 8-Financial Suspension, 9-District/Multiple District Dues.
** - Abbreviation: P-President, S-Secretary, T-Treasurer, M-Member Chairperson, VP-First Vice President, MC-Communications Chairperson, SC-Service Chairperson
*** - Abbreviation: N/R - Never reported using the Lions Clubs website, N/A - Not applicable, No password registered for the Lions Clubs website.
**** - Abbreviation: N - New, IP - Immediate Past, R - Repeat.



Club Health Assessment for District O 5 through June 2025

| | | | Status | Membership | | | | | | | Reports | | | | | Finance | | LCIF |
|-------------------------------|-------------------------------------|--------------|-----------------------------------------------------|-----------------------------|-------------------|---------------------|----------------|-----------------------------------------|----------------------------|--------------------------------------------|-------------------------------------|------------------------------------|------------------------|-----------------------------------------------|------------------------------------------|-----------------|-----------------------------------|------|
| Club Number | Club Name | Charter Date | | Current Member Count | YTD Members Added | YTD Members Dropped | YTD Net Growth | YTD Net Growth% | Member Count 12 Months Ago | Avg. length of service for dropped members | Months Since Last MMR *** | Yrs. Since Last Officer Report | President Rotation | Vice President Reported **** | Months Since Last Activity Report *** | Account Balance | Donations for current Fiscal Year | |
| | | | Number of times on status quo within last two years | If below 15 members appears | | | | If net loss is greater than 20% appears | | | If no report in 3 months appears in | When more than one year appears in | Number of repeat terms | Notes the officers that do not have an active | If no report at 12 months appears in red | | | |
| Clubs less than two years old | | | | | | | | | | | | | | | | | | |
| 182562 | Florencio Varela "La Acacia" | 06/02/2025 | Newly Chartered | 35 | 35 | 0 | 35 | 100.00% | 0 | | 0 | | | P,S,T,M,VP SC | 0 | | | |
| 180881 | Junín Autismo | 02/19/2025 | Active | 35 | 38 | 3 | 35 | 100.00% | 0 | 0 | 1 | | | P,S,T,M,VP SC | 0 | | | |
| 181805 | Lima | 04/13/2025 | Newly Chartered | 20 | 20 | 0 | 20 | 100.00% | 0 | | 2 | | | P,S,T,M,VP SC | 0 | | | |
| 182230 | Saladillo | 05/13/2025 | Newly Chartered | 20 | 20 | 0 | 20 | 100.00% | 0 | | 1 | | | P,S,T,M,VP SC | 0 | | | |
| 172452 | Temperley Turdera | 06/25/2024 | Active | 26 | 6 | 0 | 6 | 30.00% | 20 | | 1 | | | P,S,T,M,VP SC | 4 | | | |
| Clubs more than two years old | | | | | | | | | | | | | | | | | | |
| 17995 | ARRECIFES | 10/29/1960 | Active | 14 | 2 | 0 | 2 | 16.67% | 12 | | 6 | | | P,S,T,M,VP SC | 1 | | | |
| 125967 | Baigorrita | 10/16/2015 | Active | 4 | 1 | 3 | -2 | -33.33% | 6 | 13 | 9 | | | P,S,T,M,VP SC | 6 | | | |
| 17913 | BERAZATEGUI | 09/18/1962 | Active | 55 | 1 | 17 | -16 | -22.54% | 71 | 5 | 0 | | | P,S,T,M,VP SC | 0 | | \$8.42 | |
| Exc Award (06/30/2023) | | | | | | | | | | | | | | | | | | |
| 85981 | BERAZATEGUI CENTRO AGRICOLA EL PATO | 03/24/2005 | Active | 19 | 13 | 5 | 8 | 72.73% | 11 | 0 | 0 | | 2 | P,S,T,M,VP SC | 0 | | | |
| 17915 | BERISSO | 12/11/1963 | Active | 14 | 3 | 5 | -2 | -12.50% | 16 | 2 | 0 | | 2 | P,S,T,M,VP SC | 0 | | \$20.00 | |
| 43752 | BERNAL OESTE | 04/06/1984 | Active | 17 | 0 | 7 | -7 | -29.17% | 24 | 15 | 0 | | | P,S,T,M,VP SC | 0 | | \$7.14 | |
| 17999 | BRAGADO | 06/28/1965 | Active | 8 | 0 | 1 | -1 | -11.11% | 9 | 11 | 9 | | | P,S,T,M,VP SC | 0 | | \$2.00 | |
| 149344 | Brandsen | 12/27/2021 | Active | 6 | 0 | 0 | 0 | 0.00% | 6 | | 3 | | 2 | P,S,T,M,VP SC | 0 | | \$15.97 | |
| 17917 | BURZACO | 11/11/1965 | Active | 5 | 0 | 4 | -4 | -44.44% | 9 | 26 | 0 | 1 | None | P,S,T,M,VP SC | 24+ | | | |
| 144948 | Campana Centro | 01/25/2021 | Active(1) | 6 | 1 | 2 | -1 | -14.29% | 7 | 1 | 2 | | 3 | P,S,T,M,VP SC | 1 | | \$0.84 | |
| 127992 | Cañuelas | 06/20/2016 | Active | 14 | 0 | 1 | -1 | -6.67% | 15 | 9 | 13 | | | P,S,T,M,VP SC | 2 | | \$26.24 | |
| 110048 | CAPILLA | 01/11/2011 | Active | 20 | 3 | 1 | 2 | 11.11% | 18 | 10 | 1 | | | P,S,T,M,VP SC | 0 | | \$98.36 | |
| 18002 | CAPITAN SARMIENTO | 04/20/1963 | Active | 26 | 2 | 3 | -1 | -3.70% | 27 | 11 | 0 | | | P,S,T,M,VP SC | 0 | | \$10.00 | |
| 34391 | CARLOS CASARES | 08/03/1977 | Active | 31 | 2 | 4 | -2 | -6.06% | 33 | 25 | 0 | | | P,S,T,M,VP SC | 0 | | \$131.00 | |
| 17919 | CHASCOMUS | 03/03/1969 | Active | 22 | 7 | 2 | 5 | 29.41% | 17 | 37 | 2 | | | P,S,T,M,VP SC | 0 | | | |
| Exc Award (06/30/2023) | | | | | | | | | | | | | | | | | | |



Club Health Assessment for District O 5 through June 2025

| | | | Status | Membership | | | | | | | Reports | | | | | Finance | | LCIF |
|------------------------------------------------|---------------------|--------------|-----------------------------------------------------|-----------------------------|-------------------|---------------------|----------------|-----------------------------------------|----------------------------|--------------------------------------------|-------------------------------------|------------------------------------|------------------------|-----------------------------------------------|------------------------------------------|-----------------|-----------------------------------|------|
| Club Number | Club Name | Charter Date | | Current Member Count | YTD Members Added | YTD Members Dropped | YTD Net Growth | YTD Net Growth% | Member Count 12 Months Ago | Avg. length of service for dropped members | Months Since Last MMR *** | Yrs. Since Last Officer Report | President Rotation | Vice President Reported **** | Months Since Last Activity Report *** | Account Balance | Donations for current Fiscal Year | |
| | | | Number of times on status quo within last two years | If below 15 members appears | | | | If net loss is greater than 20% appears | | | If no report in 3 months appears in | When more than one year appears in | Number of repeat terms | Notes the officers that do not have an active | If no report at 12 months appears in red | | | |
| 18005 | CHIVILCOY | 10/22/1964 | Active | 27 | 5 | 1 | 4 | 17.39% | 23 | 3 | 0 | | | P,S,T,M,VP SC | 0 | | \$359.60 | |
| Exc Award (06/30/2020) | | | | | | | | | | | | | | | | | | |
| 17922 | DON BOSCO | 05/21/1964 | Active | 24 | 3 | 1 | 2 | 9.09% | 22 | 0 | 2 | | | P,S,T,M,VP SC | 0 | | \$70.87 | |
| Exc Award (06/30/2017) | | | | | | | | | | | | | | | | | | |
| 17923 | ENSENADA | 11/04/1963 | Active | 14 | 1 | 0 | 1 | 7.69% | 13 | | 2 | | 2 | P,S,T,M,VP SC | 0 | | \$188.06 | |
| Exc Award (06/30/2021) | | | | | | | | | | | | | | | | | | |
| 18008 | ESCOBAR | 11/25/1966 | Active | 18 | 7 | 2 | 5 | 38.46% | 13 | 0 | 1 | | 2 | P,S,T,M,VP SC | 1 | | | |
| 45131 | EZPELETA | 06/28/1985 | Active | 29 | 1 | 0 | 1 | 3.57% | 29 | | 2 | | | P,S,T,M,VP SC | 1 | | | |
| 18011 | GENERAL RODRIGUEZ | 05/25/1964 | Active | 23 | 4 | 0 | 4 | 21.05% | 19 | | 0 | | | P,S,T,M,VP SC | 0 | | \$747.30 | |
| Exc Award (06/30/2024) | | | | | | | | | | | | | | | | | | |
| 18014 | JUNIN | 05/14/1964 | Active | 24 | 3 | 3 | 0 | 0.00% | 24 | 16 | 1 | | 2 | P,S,T,M,VP SC | 1 | | \$22.00 | |
| 17935 | LA PLATA LOS HORNOS | 11/28/1969 | Active | 13 | 3 | 1 | 2 | 18.18% | 11 | 55 | 6 | | | P,S,T,M,VP SC | 0 | | | |
| 17936 | LA PLATA NORTE | 08/10/1963 | Active | 11 | 0 | 0 | 0 | 0.00% | 11 | | 15 | | | P,S,T,M,VP SC | 0 | | \$11.00 | |
| 17937 | LA PLATA SUR | 06/06/1969 | Active | 19 | 1 | 2 | -1 | -5.00% | 20 | 6 | 0 | | | P,S,T,M,VP SC | 0 | | \$262.74 | |
| Exc Award (06/30/2023) | | | | | | | | | | | | | | | | | | |
| 17940 | LANUS | 05/18/1961 | Active | 18 | 0 | 0 | 0 | 0.00% | 18 | | 3 | | | P,S,T,M,VP SC | 1 | | \$316.30 | |
| 100280 | LANUS GERLI OESTE | 10/01/2007 | Active | 30 | 16 | 3 | 13 | 76.47% | 17 | 2 | 0 | | | P,S,T,M,VP SC | 1 | | \$16.84 | |
| Exc Award (06/30/2023) | | | | | | | | | | | | | | | | | | |
| 17938 | LAS FLORES | 03/11/1966 | Active | 25 | 1 | 1 | 0 | 0.00% | 25 | 43 | 8 | | | P,S,T,M,VP SC | 0 | | \$56.30 | |
| Exc Award (06/30/2023) | | | | | | | | | | | | | | | | | | |
| 108132 | LINCOLN | 04/26/2010 | Active | 21 | 7 | 1 | 6 | 40.00% | 15 | 15 | 5 | | | P,S,T,M,VP SC | 0 | | \$687.64 | |
| Exc Award (06/30/2023, 06/30/2024) | | | | | | | | | | | | | | | | | | |
| 45509 | LOMAS DE ZAMORA | 11/12/1985 | Active | 6 | 0 | 2 | -2 | -25.00% | 8 | 13 | 6 | | 2 | P,S,T,M,VP SC | 0 | | \$70.00 | |
| Exc Award (06/30/2023) | | | | | | | | | | | | | | | | | | |
| 18017 | MERCEDES | 08/23/1960 | Active | 10 | 1 | 1 | 0 | 0.00% | 10 | 0 | 2 | | 2 | P,S,T,M,VP SC | 1 | | \$384.00 | |
| Exc Award (06/30/2021) | | | | | | | | | | | | | | | | | | |
| 17932 | MONTE GRANDE | 01/27/1962 | Active | 30 | 3 | 3 | 0 | 0.00% | 30 | 9 | 0 | | | P,S,T,M,VP SC | 0 | | \$191.31 | |
| Exc Award (06/30/2017, 06/30/2023, 06/30/2024) | | | | | | | | | | | | | | | | | | |



Club Health Assessment for District O 5 through June 2025

| | | | Membership | | | | | | | | Reports | | | | | Finance | | LCIF | | |
|------------------------------------|------------------------------|---------------------------|-----------------------------------------------------|-----------------------------|-------------------|---------------------|----------------|------------------|-----------------------------------------|--------------------------------------------|--------------------------------------|------------------------------------|----------------------------------|----------------------------------------------------------|---------------------------------------|--------------------------------------------|-----------------------------------|----------------------------|----------------------------------|------------------------------------------------|
| Club Number | Club Name | Charter Date | | Current Member Count | YTD Members Added | YTD Members Dropped | YTD Net Growth | YTD Net Growth% | Member Count 12 Months Ago | Avg. length of service for dropped members | Months Since Last MMR *** | Yrs. Since Last Officer Report | President Rotation | Vice President Reported **** | Months Since Last Activity Report *** | Account Balance | Donations for current Fiscal Year | | | |
| | | | Number of times on status quo within last two years | If below 15 members appears | | | | | If net loss is greater than 20% appears | | If no report in 3 months appears in | When more than one year appears in | Number of repeat terms | Notes the officers that do not have appears in an active | If no report at 12 months red | | | | | |
| 18020 | NUEVE DE JULIO | 12/21/1965 | Active | 34 | 1 | 1 | 0 | 0.00% | 34 | 36 | 2 | | | P,S,T,M,VP SC | 0 | | \$76.71 | | | |
| Exc Award (06/30/2023) | | | | | | | | | | | | | | | | | | | | |
| 136847 | Pila | 11/20/2018 | Active | 9 | 1 | 1 | 0 | 0.00% | 9 | 6 | 1 | | 4 | P,S,T,M,VP SC | 0 | | \$7.30 | | | |
| 34534 | PRESIDENTE DERQUI | 10/18/1977 | Active | 14 | 0 | 0 | 0 | 0.00% | 14 | | 13 | | 2 | P,S,T,M,VP SC | 1 | | \$32.60 | | | |
| 17945 | QUILMES | 11/10/1961 | Active | 21 | 7 | 3 | 4 | 23.53% | 17 | 9 | 0 | | | P,S,T,M,VP SC | 0 | | \$165.94 | | | |
| Exc Award (06/30/2023) | | | | | | | | | | | | | | | | | | | | |
| 97709 | QUILMES OESTE | 09/07/2006 | Active | 16 | 7 | 0 | 7 | 77.78% | 9 | | 0 | | 2 | P,S,T,M,VP SC | 2 | | | | | |
| 89655 | QUILMES SAN FRANCISCO SOLANO | 11/17/2005 | Active | 18 | 15 | 7 | 8 | 80.00% | 10 | 6 | 0 | | | P,S,T,M,VP SC | 0 | | \$20.00 | | | |
| Exc Award (06/30/2023) | | | | | | | | | | | | | | | | | | | | |
| 43896 | QUILMES VILLA LA FLORIDA | 05/11/1984 | Active | 17 | 1 | 1 | 0 | 0.00% | 17 | 18 | 0 | | | P,S,T,M,VP SC | 0 | | \$392.60 | | | |
| Exc Award (06/30/2023) | | | | | | | | | | | | | | | | | | | | |
| 38466 | SAN JOSE | 05/14/1980 | Active | 5 | 0 | 0 | 0 | 0.00% | 5 | | 2 | | 2 | P,S,T,M,VP SC | 0 | | \$14.72 | | | |
| 18027 | SAN NICOLAS | 07/18/1956 | Active | 18 | 0 | 3 | -3 | -14.29% | 21 | 19 | 9 | | | P,S,T,M,VP SC | 0 | | | | | |
| 133584 | Suipacha | 01/31/2018 | Active | 18 | 4 | 1 | 3 | 20.00% | 15 | 7 | 0 | | | P,S,T,M,VP SC | 0 | | \$30.14 | | | |
| Exc Award (06/30/2019, 06/30/2021) | | | | | | | | | | | | | | | | | | | | |
| 17952 | VALENTIN ALSINA | 06/25/1964 | Active | 7 | 5 | 5 | 0 | 0.00% | 7 | 6 | 2 | | 2 | P,S,T,M,VP SC | 0 | | \$7.00 | | | |
| Exc Award (06/30/2023) | | | | | | | | | | | | | | | | | | | | |
| 44444 | WILDE CENTRO | 12/14/1984 | Active | 17 | 2 | 0 | 2 | 13.33% | 15 | | 7 | | | P,S,T,M,VP SC | 1 | | \$83.93 | | | |
| 18030 | ZARATE | 09/01/1961 | Active | 31 | 7 | 2 | 5 | 19.23% | 26 | 17 | 1 | | | P,S,T,M,VP SC | 0 | | \$60.74 | | | |
| Current Total Clubs Count | YTD New Clubs Count | YTD Cancelled Clubs Count | YTD Net Club Gain | Current Total Members Count | YTD Add | YTD Drop | YTD Net Growth | YTD Net Growth % | Member Count 12 Months Ago | Average Member Count Per Club | % of Clubs with less than 20 members | % No MMR in 3 Months | % No Officer Report in 12 Months | % of Clubs with balance 90+ days | Number of Clubs in Status Quo | % Status Quo Clubs in Financial Suspension | Number of Cancelled Clubs | Average Cancelled Club Age | Members Lost Due to Cancellation | % of Clubs Cancelled for Non-Financial Reasons |
| 50 | 4 | 0 | 4 | 964 | 260 | 103 | 157 | 19.45% | 808 | 19 | 56% | 28% | 2% | 0% | 0 | 0% | 0 | 0 | 0 | 0% |

* - P - Priority Club. Cancellation Reasons: 1-Objectives/conduct, 2-Non-active club, 5-Non-existing club, 6-Disbanding, 7-Merger, 8-Financial Suspension, 9-District/Multiple District Dues.

** - Abbreviation: P-President, S-Secretary, T-Treasurer, M-Member Chairperson, VP-First Vice President, MC-Communications Chairperson, SC-Service Chairperson

*** - Abbreviation: N/R - Never reported using the Lions Clubs website, N/A - Not applicable, No password registered for the Lions Clubs website.

**** - Abbreviation: N - New, IP - Immediate Past, R - Repeat.



Club Health Assessment for District T 1 through June 2025

| | | | Status | Membership | | | | | | | Reports | | | | | Finance | | LCIF |
|------------------------------------------------|-------------------------------|--------------|-----------------------------------------------------|-----------------------------|-------------------|---------------------|----------------|-----------------|-----------------------------------------|--------------------------------------------|---------------------------|-------------------------------------|------------------------------------|------------------------------|----------------------------------------------------------|-------------------------------|-----------------------------------|------|
| Club Number | Club Name | Charter Date | | Current Member Count | YTD Members Added | YTD Members Dropped | YTD Net Growth | YTD Net Growth% | Member Count 12 Months Ago | Avg. length of service for dropped members | Months Since Last MMR *** | Yrs. Since Last Officer Report | President Rotation | Vice President Reported **** | Months Since Last Activity Report *** | Account Balance | Donations for current Fiscal Year | |
| | | | Number of times on status quo within last two years | If below 15 members appears | | | | | If net loss is greater than 20% appears | | | If no report in 3 months appears in | When more than one year appears in | Number of repeat terms | Notes the officers that do not have appears in an active | If no report at 12 months red | | |
| Clubs less than two years old | | | | | | | | | | | | | | | | | | |
| 182244 | Antofagasta Flor de la Perla | 05/30/2025 | Newly Chartered | 32 | 32 | 0 | 32 | 100.00% | 0 | | 1 | | | P,S,T,M,VP SC | N/A | | | |
| Clubs more than two years old | | | | | | | | | | | | | | | | | | |
| 18194 | ANTOFAGASTA | 07/16/1952 | Active(2) | 27 | 5 | 5 | 0 | 0.00% | 27 | 11 | 0 | | | P,S,T,M,VP SC | 19 | | \$24.00 | |
| Exc Award (06/30/2017, 06/30/2023) | | | | | | | | | | | | | | | | | | |
| 37066 | ANTOFAGASTA EL ANCLA | 05/21/1979 | Active | 25 | 2 | 5 | -3 | -10.71% | 28 | 8 | 0 | | 3 | P,S,T,M,VP SC | 0 | | \$273.58 | |
| Exc Award (06/30/2020, 06/30/2021, 06/30/2022) | | | | | | | | | | | | | | | | | | |
| 59722 | ANTOFAGASTA FLOR DEL DESIERTO | 06/18/1997 | Active | 24 | 0 | 1 | -1 | -4.00% | 25 | 3 | 9 | | | P,S,T,M,VP SC | 8 | | \$2,640.09 | |
| Exc Award (06/30/2017, 06/30/2021, 06/30/2022) | | | | | | | | | | | | | | | | | | |
| 18195 | ARICA | 02/26/1951 | Active | 15 | 7 | 4 | 3 | 25.00% | 12 | 6 | 0 | | | P,S,T,M,VP SC | 0 | | \$560.92 | |
| Exc Award (06/30/2020, 06/30/2021, 06/30/2022) | | | | | | | | | | | | | | | | | | |
| 119288 | ARICA CHUNGARA | 05/03/2013 | Active | 15 | 7 | 13 | -6 | -28.57% | 21 | 7 | 0 | | | P,S,T,M,VP SC | 4 | | \$317.00 | |
| Exc Award (06/30/2018, 06/30/2020, 06/30/2022) | | | | | | | | | | | | | | | | | | |
| 31269 | ARICA SAN MARCOS | 10/21/1975 | Active(1) | 8 | 0 | 4 | -4 | -33.33% | 12 | 5 | 6 | | | P,S,T,M,VP SC | 13 | | \$20.00 | |
| 18197 | CALAMA | 07/15/1959 | Active | 21 | 2 | 3 | -1 | -4.55% | 22 | 9 | 7 | | | P,S,T,M,VP SC | 0 | | \$1,454.57 | |
| Exc Award (06/30/2022, 06/30/2023) | | | | | | | | | | | | | | | | | | |
| 18198 | CASABLANCA | 05/09/1968 | Active | 11 | 1 | 0 | 1 | 10.00% | 10 | | 5 | | 6 | P,S,T,M,VP SC | 24 | | \$22.00 | |
| 18200 | CHUQUICAMATA | 08/25/1956 | Active | 16 | 1 | 0 | 1 | 6.67% | 15 | | 8 | | | P,S,T,M,VP SC | 0 | | \$759.75 | |
| Exc Award (06/30/2023) | | | | | | | | | | | | | | | | | | |
| 18202 | COPIAPO | 11/03/1949 | Cancelled(8*) | 0 | 9 | 15 | -6 | -100.00% | 6 | 8 | 5 | | None | P,S,T,M,VP SC | 14 | 90+ Days | | |
| Exc Award (06/30/2021) | | | | | | | | | | | | | | | | | | |
| 140090 | Copiapó Helen Keller | 11/11/2019 | Active(2) | 2 | 3 | 12 | -9 | -81.82% | 11 | 3 | 0 | | 3 | P,S,T,M,VP SC | 10 | 90+ Days | \$5.00 | |
| Exc Award (06/30/2021) | | | | | | | | | | | | | | | | | | |
| 32741 | DIEGO DE ALMAGRO | 09/24/1976 | Active | 14 | 3 | 0 | 3 | 27.27% | 11 | | 0 | | 4 | P,S,T,M,VP SC | 0 | | \$23.00 | |
| 18207 | IQUIQUE | 06/11/1952 | Active(1) | 13 | 0 | 2 | -2 | -13.33% | 15 | 12 | 5 | | 2 | P,S,T,M,VP SC | 9 | | \$29.00 | |
| Exc Award (06/30/2023) | | | | | | | | | | | | | | | | | | |
| 110795 | IQUIQUE LA ESMERALDA | 04/07/2011 | Cancelled(8*) | 0 | 0 | 4 | -4 | -100.00% | 4 | 4 | 6 | 1 | None | P,S,T,M,VP SC | 24+ | 90+ Days | | |



Club Health Assessment for District T 1 through June 2025

| | | | Status | Membership | | | | | | | Reports | | | | | Finance | LCIF |
|-------------|------------------------------------------------------------------|--------------|-----------------------------------------------------|-----------------------------|-------------------|---------------------|----------------|-----------------------------------------|----------------------------|--------------------------------------------|-------------------------------------|------------------------------------|------------------------|-----------------------------------------------|------------------------------------------|-----------------|-----------------------------------|
| Club Number | Club Name | Charter Date | | Current Member Count | YTD Members Added | YTD Members Dropped | YTD Net Growth | YTD Net Growth% | Member Count 12 Months Ago | Avg. length of service for dropped members | Months Since Last MMR *** | Yrs. Since Last Officer Report | President Rotation | Vice President Reported **** | Months Since Last Activity Report *** | Account Balance | Donations for current Fiscal Year |
| | | | Number of times on status quo within last two years | If below 15 members appears | | | | If net loss is greater than 20% appears | | | If no report in 3 months appears in | When more than one year appears in | Number of repeat terms | Notes the officers that do not have an active | If no report at 12 months appears in red | | |
| 78606 | IQUIQUE LEONAS DE TARAPACA Exc Award (06/30/2021, 06/30/2022) | 03/30/2004 | Active | 15 | 0 | 4 | -4 | -21.05% | 19 | 3 | 1 | | | P,S,T,M,VP SC | 0 | | \$593.62 |
| 130481 | La Calera Centenario | 03/20/2017 | Active(3) | 26 | 0 | 1 | -1 | -3.70% | 27 | 1 | 2 | | | P,S,T,M,VP SC | 15 | | \$27.00 |
| 18210 | LA SERENA | 01/05/1950 | Active | 21 | 2 | 1 | 1 | 5.00% | 20 | 10 | 1 | | | P,S,T,M,VP SC | 5 | | \$39.56 |
| 18213 | LOS ANDES | 10/29/1949 | Cancelled(8*) | 0 | 0 | 4 | -4 | -100.00% | 4 | 16 | 0 | 2 | None | P,S,T,M,VP SC | 24+ | 90+ Days | |
| 66451 | MILLAPEL | 06/28/2002 | Active(1) | 9 | 0 | 2 | -2 | -18.18% | 11 | 4 | 0 | | None | P,S,T,M,VP SC | 18 | | \$23.00 |
| 18217 | OLMUE | 10/25/1966 | Cancelled(8*) | 0 | 0 | 12 | -12 | -100.00% | 12 | 1 | 11 | | None | P,S,T,M,VP SC | 24+ | 90+ Days | |
| 18218 | OVALLE | 10/09/1950 | Active | 20 | 0 | 2 | -2 | -9.09% | 22 | 5 | 3 | | | P,S,T,M,VP SC | 3 | | \$511.31 |
| 37127 | PENA BLANCA Exc Award (06/30/2021) | 05/24/1979 | Active | 10 | 4 | 0 | 4 | 66.67% | 6 | | 5 | | 3 | P,S,T,M,VP SC | 15 | 90+ Days | \$122.37 |
| 38468 | PENUELAS Exc Award (06/30/2023, 06/30/2024) | 05/06/1980 | Active | 17 | 0 | 2 | -2 | -10.53% | 19 | 7 | 0 | | 2 | P,S,T,M,VP SC | 0 | | \$138.00 |
| 18222 | QUILPUE Exc Award (06/30/2023, 06/30/2024) | 08/10/1949 | Active | 20 | 7 | 3 | 4 | 25.00% | 16 | 27 | 0 | | | P,S,T,M,VP SC | 0 | | \$53.00 |
| 18223 | QUINTERO | 10/14/1953 | Active(1) | 14 | 3 | 0 | 3 | 27.27% | 11 | | 0 | | | P,S,T,M,VP SC | 22 | | \$123.06 |
| 30129 | SANTA MARIA | 01/20/1975 | Active(1) | 13 | 1 | 2 | -1 | -7.14% | 14 | 16 | 1 | | 6 | P,S,T,M,VP SC | 18 | | \$28.00 |
| 18228 | TOCOPILLA Exc Award (06/30/2023) | 10/12/1955 | Active(1) | 29 | 0 | 0 | 0 | 0.00% | 29 | | 11 | | | P,S,T,M,VP SC | 18 | | \$59.00 |
| 18229 | VALLENAR | 10/07/1950 | Active | 24 | 3 | 1 | 2 | 9.09% | 22 | 1 | 0 | | 2 | P,S,T,M,VP SC | 0 | | \$316.97 |
| 34204 | VALPARAISO PLAYA ANCHA | 06/27/1977 | Active(1) | 6 | 6 | 0 | 6 | 100.00% | 0 | | 1 | | 7 | P,S,T,M,VP SC | 24+ | | \$7.00 |
| 145130 | Vicuña | 02/22/2021 | Active(2) | 12 | 0 | 3 | -3 | -20.00% | 15 | 2 | 1 | | 5 | P,S,T,M,VP SC | 0 | | \$28.00 |
| 18231 | VILLA ALEMANA Exc Award (06/30/2017, 06/30/2022) | 08/15/1949 | Active(3) | 31 | 14 | 6 | 8 | 34.78% | 23 | 4 | 0 | | | P,S,T,M,VP SC | 13 | | \$32.00 |
| 154250 | Villa Alemana Eterna Juventud | 04/20/2023 | Active | 15 | 5 | 0 | 5 | 50.00% | 10 | | 1 | | | P,S,T,M,VP SC | 1 | | \$18.91 |
| 148098 | Villa Alemana Los Molinos | 08/30/2021 | Active(3) | 11 | 0 | 2 | -2 | -15.38% | 13 | 3 | 5 | | | P,S,T,M,VP SC | 10 | | \$12.00 |
| 18232 | VINA DEL MAR | 04/15/1967 | Cancelled(8*) | 0 | 0 | 22 | -22 | -100.00% | 20 | 18 | 0 | | None | P,S,T,M,VP SC | 17 | 90+ Days | |



Club Health Assessment for District T 1 through June 2025

| | | | | Status | Membership | | | | | | Reports | | | | | Finance | LCIF |
|-------------|-----------|--------------|-----------------------------------------------------|-----------------------------|-------------------|---------------------|----------------|-----------------------------------------|----------------------------|--------------------------------------------|-------------------------------------|------------------------------------|------------------------|-----------------------------------------------|------------------------------------------|-----------------|-----------------------------------|
| Club Number | Club Name | Charter Date | | Current Member Count | YTD Members Added | YTD Members Dropped | YTD Net Growth | YTD Net Growth% | Member Count 12 Months Ago | Avg. length of service for dropped members | Months Since Last MMR *** | Yrs. Since Last Officer Report | President Rotation | Vice President Reported **** | Months Since Last Activity Report *** | Account Balance | Donations for current Fiscal Year |
| | | | Number of times on status quo within last two years | If below 15 members appears | | | | If net loss is greater than 20% appears | | | If no report in 3 months appears in | When more than one year appears in | Number of repeat terms | Notes the officers that do not have an active | If no report at 12 months appears in red | | |

Clubs Cancelled Previous Fiscal Year – Clubs Cancelled within last 12 months may be reinstated

| Club Number | Club Name | Charter Date | Current Status* | Cancellation Date |
|-------------|-------------------------|--------------|-----------------|-------------------|
| 18226 | SAN FELIPE | 05/31/1950 | Cancelled(8*) | 02/29/2024 |
| 18215 | SAN LORENZO | 09/15/1964 | Cancelled(6*) | 12/29/2023 |
| 18230 | VALPARAISO | 01/14/1949 | Cancelled(6*) | 02/29/2024 |
| 34030 | VINA DEL MAR RENACA L C | 06/08/1977 | Cancelled(8*) | 06/29/2024 |

| Current Total Clubs Count | YTD New Clubs Count | YTD Cancelled Clubs Count | YTD Net Club Gain | Current Total Members Count | YTD Add | YTD Drop | YTD Net Growth | YTD Net Growth % | Member Count 12 Months Ago | Average Member Count Per Club | % of Clubs with less than 20 members | % No MMR in 3 Months | % No Officer Report in 12 Months | % of Clubs with balance 90+ days | Number of Clubs in Status Quo | % Status Quo Clubs in Financial Suspension | Number of Cancelled Clubs | Average Cancelled Club Age | Members Lost Due to Cancellation | % of Clubs Cancelled for Non-Financial Reasons |
|---------------------------|---------------------|---------------------------|-------------------|-----------------------------|---------|----------|----------------|------------------|----------------------------|-------------------------------|--------------------------------------|----------------------|----------------------------------|----------------------------------|-------------------------------|--------------------------------------------|---------------------------|----------------------------|----------------------------------|------------------------------------------------|
| 30 | 1 | 5 | -4 | 516 | 117 | 135 | -18 | -3.37% | 532 | 17 | 60% | 33% | 0% | 7% | 0 | 0% | 5 | 107 | 57 | -40% |

* - P - Priority Club. Cancellation Reasons: 1-Objectives/conduct, 2-Non-active club, 5-Non-existing club, 6-Disbanding, 7-Merger, 8-Financial Suspension, 9-District/Multiple District Dues.

** - Abbreviation: P-President, S-Secretary, T-Treasurer, M-Member Chairperson, VP-First Vice President, MC-Communications Chairperson, SC-Service Chairperson

*** - Abbreviation: N/R - Never reported using the Lions Clubs website, N/A - Not applicable, No password registered for the Lions Clubs website.

**** - Abbreviation: N - New, IP - Immediate Past, R - Repeat.



Club Health Assessment for District T 2 through June 2025

| | | | Status | Membership | | | | | | | Reports | | | | | Finance | | LCIF |
|------------------------------------|-------------------------------------------|--------------|-----------------------------------------------------|-----------------------------|-------------------|---------------------|----------------|-----------------------------------------|----------------------------|--------------------------------------------|-------------------------------------|------------------------------------|------------------------|----------------------------------------------------------|---------------------------------------|-----------------|-----------------------------------|------|
| Club Number | Club Name | Charter Date | | Current Member Count | YTD Members Added | YTD Members Dropped | YTD Net Growth | YTD Net Growth% | Member Count 12 Months Ago | Avg. length of service for dropped members | Months Since Last MMR *** | Yrs. Since Last Officer Report | President Rotation | Vice President Reported **** | Months Since Last Activity Report *** | Account Balance | Donations for current Fiscal Year | |
| | | | Number of times on status quo within last two years | If below 15 members appears | | | | If net loss is greater than 20% appears | | | If no report in 3 months appears in | When more than one year appears in | Number of repeat terms | Notes the officers that do not have appears in an active | If no report at 12 months red | | | |
| Clubs less than two years old | | | | | | | | | | | | | | | | | | |
| 181347 | El Monte Mérito | 03/19/2025 | Active | 24 | 29 | 5 | 24 | 100.00% | 0 | 0 | 0 | | | P,S,T,M,VP SC | N/A | | | |
| 155445 | Quinta Normal Leones en Acción | 08/01/2023 | Active | 22 | 21 | 16 | 5 | 29.41% | 17 | 1 | 0 | | | P,S,T,M,VP SC | 0 | | \$304.66 | |
| 182544 | San Vicente de Tagua Tagua | 06/09/2025 | Newly Chartered | 20 | 20 | 0 | 20 | 100.00% | 0 | | 0 | | | P,S,T,M,VP SC | 0 | | | |
| Clubs more than two years old | | | | | | | | | | | | | | | | | | |
| 18234 | CARTAGENA | 07/26/1971 | Active(1) | 6 | 0 | 1 | -1 | -14.29% | 7 | 0 | 8 | | 7 | P,S,T,M,VP SC | 1 | | | |
| 65047 | COMUNA SAN JOSE DE MAIPO | 03/01/2002 | Active(3) | 10 | 10 | 8 | 2 | 25.00% | 8 | 9 | 0 | | | P,S,T,M,VP SC | 1 | 90+ Days | | |
| 50640 | EL TENIENTE COYA RANCAGUA | 06/06/1990 | Active | 2 | 0 | 2 | -2 | -50.00% | 4 | 17 | 0 | | 3 | P,S,T,M,VP SC | 11 | | \$257.85 | |
| 154791 | Isla de Maipo | 06/14/2023 | Active(2) | 1 | 0 | 1 | -1 | -50.00% | 2 | 2 | 6 | | None | P,S,T,M,VP SC | 2 | | | |
| 18235 | LA CISTERNA | 05/29/1952 | Active(2) | 8 | 0 | 7 | -7 | -46.67% | 15 | 19 | 3 | | 6 | P,S,T,M,VP SC | 9 | | | |
| 143701 | La Cisterna - Profesor Vasco Núñez Kohler | 11/30/2020 | Active | 29 | 5 | 0 | 5 | 20.83% | 24 | | 1 | | | P,S,T,M,VP SC | 6 | | \$1,072.81 | |
| 18243 | LA FLORIDA | 12/09/1954 | Active | 42 | 6 | 1 | 5 | 13.51% | 37 | 2 | 3 | | 2 | P,S,T,M,VP SC | 0 | | \$915.41 | |
| Exc Award (06/30/2022) | | | | | | | | | | | | | | | | | | |
| 34114 | LA FLORIDA SUR | 06/17/1977 | Active | 16 | 0 | 1 | -1 | -5.88% | 17 | 22 | 2 | | | P,S,T,M,VP SC | 0 | | \$21.07 | |
| 18244 | LA GRANJA | 06/30/1967 | Cancelled(8*) | 0 | 0 | 8 | -8 | -100.00% | 8 | 20 | 11 | 1 | None | P,S,T,M,VP SC | 22 | 90+ Days | | |
| 152392 | La Pintana Hellen Keller | 08/23/2022 | Active | 20 | 0 | 0 | 0 | 0.00% | 20 | | 13 | | | P,S,T,M,VP SC | 6 | | | |
| 18245 | LAS BARRANCAS | 11/04/1958 | Active | 19 | 4 | 9 | -5 | -20.83% | 24 | 1 | 0 | | 5 | P,S,T,M,VP SC | 2 | | \$1,080.00 | |
| Exc Award (06/30/2023) | | | | | | | | | | | | | | | | | | |
| 18246 | LAS CONDES | 05/06/1952 | Active | 12 | 4 | 5 | -1 | -7.69% | 13 | 11 | 0 | | | P,S,T,M,VP SC | 3 | | \$162.67 | |
| 154735 | Lo Espejo | 06/16/2023 | Cancelled(8*) | 0 | 0 | 19 | -19 | -100.00% | 19 | 1 | 11 | 1 | None | P,S,T,M,VP SC | N/A | 90+ Days | | |
| 37955 | MACHALI | 01/15/1980 | Active | 11 | 2 | 0 | 2 | 22.22% | 9 | | 0 | | 3 | P,S,T,M,VP SC | 0 | | \$100.00 | |
| Exc Award (06/30/2022, 06/30/2108) | | | | | | | | | | | | | | | | | | |
| 18254 | MAIPU | 11/19/1954 | Active(1) | 10 | 1 | 1 | 0 | 0.00% | 10 | 30 | 9 | | | P,S,T,M,VP SC | 2 | | | |
| 18255 | MELIPILLA | 12/05/1949 | Active | 23 | 4 | 0 | 4 | 21.05% | 19 | | 0 | | | P,S,T,M,VP SC | 8 | | | |



Club Health Assessment for District T 2 through June 2025

| | | | Status | Membership | | | | | | | Reports | | | | | Finance | | LCIF |
|-------------|------------------------------------|--------------|-----------------------------------------------------|-----------------------------|-------------------|---------------------|----------------|-----------------------------------------|----------------------------|--------------------------------------------|-------------------------------------|------------------------------------|------------------------|-----------------------------------------------|------------------------------------------|-----------------|-----------------------------------|------|
| Club Number | Club Name | Charter Date | | Current Member Count | YTD Members Added | YTD Members Dropped | YTD Net Growth | YTD Net Growth% | Member Count 12 Months Ago | Avg. length of service for dropped members | Months Since Last MMR *** | Yrs. Since Last Officer Report | President Rotation | Vice President Reported **** | Months Since Last Activity Report *** | Account Balance | Donations for current Fiscal Year | |
| | | | Number of times on status quo within last two years | If below 15 members appears | | | | If net loss is greater than 20% appears | | | If no report in 3 months appears in | When more than one year appears in | Number of repeat terms | Notes the officers that do not have an active | If no report at 12 months appears in red | | | |
| 18256 | NUNOA | 11/14/1951 | Active | 17 | 3 | 0 | 3 | 21.43% | 14 | | 0 | | 5 | P,S,T,M,VP SC | 3 | | \$4,040.00 | |
| | Exc Award (06/30/2023, 06/30/2024) | | | | | | | | | | | | | | | | | |
| 31858 | NUNOA MACUL | 03/17/1976 | Active | 9 | 1 | 1 | 0 | 0.00% | 9 | 10 | 0 | | | P,S,T,M,VP SC | 0 | | \$105.39 | |
| 18259 | PENAFLO | 06/13/1949 | Active | 12 | 0 | 0 | 0 | 0.00% | 12 | | 10 | | | P,S,T,M,VP SC | 8 | | | |
| 43755 | PENALOEN | 04/09/1984 | Active | 4 | 0 | 1 | -1 | -20.00% | 5 | 7 | 1 | | 3 | P,S,T,M,VP SC | 2 | | | |
| 132796 | Pirque | 10/06/2017 | Active(2) | 5 | 1 | 1 | 0 | 0.00% | 5 | 0 | 5 | | 3 | P,S,T,M,VP SC | 2 | | \$46.16 | |
| 18261 | PROVIDENCIA | 10/26/1951 | Active | 11 | 0 | 2 | -2 | -15.38% | 13 | 1 | 0 | | 5 | P,S,T,M,VP SC | 0 | | \$1.20 | |
| 27987 | PROVIDENCIA PUCARA | 01/15/1974 | Active(1) | 17 | 5 | 4 | 1 | 6.25% | 16 | 7 | 0 | | 3 | P,S,T,M,VP SC | 1 | | \$36.52 | |
| | Exc Award (06/30/2017) | | | | | | | | | | | | | | | | | |
| 18262 | PUENTE ALTO | 11/17/1951 | Active | 32 | 7 | 1 | 6 | 23.08% | 26 | 1 | 0 | | 2 | P,S,T,M,VP SC | 1 | | \$320.00 | |
| 18263 | QUINTA NORMAL | 05/07/1952 | Active(1) | 15 | 3 | 1 | 2 | 15.38% | 13 | 3 | 2 | | 2 | P,S,T,M,VP SC | 0 | | \$129.59 | |
| | Exc Award (06/30/2023) | | | | | | | | | | | | | | | | | |
| 18264 | RANCAGUA | 04/29/1949 | Active | 12 | 0 | 0 | 0 | 0.00% | 12 | | 16 | | 5 | P,S,T,M,VP SC | 3 | | \$40.00 | |
| 152788 | Rancagua Los Heroes | 10/07/2022 | Active | 12 | 3 | 1 | 2 | 20.00% | 10 | 0 | 0 | | 2 | P,S,T,M,VP SC | 0 | | \$1,002.00 | |
| | Exc Award (06/30/2023) | | | | | | | | | | | | | | | | | |
| 18265 | RENCA | 12/07/1961 | Active | 7 | 2 | 0 | 2 | 40.00% | 5 | | 1 | | 3 | P,S,T,M,VP SC | 0 | | | |
| 18267 | SAN ANTONIO LLO LLEO | 06/08/1949 | Active | 9 | 4 | 1 | 3 | 50.00% | 6 | 0 | 5 | | | P,S,T,M,VP SC | 0 | | \$156.20 | |
| 18268 | SAN BERNARDO | 08/11/1949 | Active(1) | 19 | 2 | 4 | -2 | -9.52% | 21 | 8 | 3 | | 2 | P,S,T,M,VP SC | 3 | | | |
| 42555 | SAN RAMON | 04/01/1983 | Active | 9 | 0 | 0 | 0 | 0.00% | 9 | | 16 | | | P,S,T,M,VP SC | 2 | | | |
| 18271 | SANTA CRUZ | 03/15/1951 | Active(1) | 13 | 6 | 0 | 6 | 85.71% | 7 | | 0 | | 3 | P,S,T,M,VP SC | 3 | | \$120.00 | |
| 53010 | SANTIAGO CERRO NAVIA ORIENTE | 05/01/1992 | Active(1) | 12 | 0 | 0 | 0 | 0.00% | 12 | | 1 | | 12 | P,S,T,M,VP SC | 1 | | \$662.82 | |
| 31309 | SANTIAGO CONCHALI-LA PIRAMIDE | 10/28/1975 | Active | 28 | 7 | 3 | 4 | 16.67% | 24 | 3 | 0 | | | P,S,T,M,VP SC | 0 | | \$1,030.95 | |
| | Exc Award (06/30/2023, 06/30/2024) | | | | | | | | | | | | | | | | | |
| 18272 | SANTIAGO FUNDADOR | 04/24/1948 | Active(1) | 17 | 3 | 1 | 2 | 13.33% | 15 | 2 | 1 | | | P,S,T,M,VP SC | 7 | | | |
| | Exc Award (06/30/2018) | | | | | | | | | | | | | | | | | |
| 154139 | Santiago Inclusión | 04/11/2023 | Cancelled(8*) | 0 | 0 | 11 | -11 | -100.00% | 11 | 1 | 6 | | None | P,S,T,M,VP SC | N/A | 90+ Days | | |



Club Health Assessment for District T 2 through June 2025

| | | | Status | Membership | | | | | | | Reports | | | | Finance | LCIF | |
|-------------|------------------------|--------------|-----------------------------------------------------|-----------------------------|-------------------|---------------------|----------------|-----------------------------------------|----------------------------|--------------------------------------------|-------------------------------------|------------------------------------|------------------------|-----------------------------------------------|------------------------------------------|-----------------|-----------------------------------|
| Club Number | Club Name | Charter Date | | Current Member Count | YTD Members Added | YTD Members Dropped | YTD Net Growth | YTD Net Growth% | Member Count 12 Months Ago | Avg. length of service for dropped members | Months Since Last MMR *** | Yrs. Since Last Officer Report | President Rotation | Vice President Reported **** | Months Since Last Activity Report *** | Account Balance | Donations for current Fiscal Year |
| | | | Number of times on status quo within last two years | If below 15 members appears | | | | If net loss is greater than 20% appears | | | If no report in 3 months appears in | When more than one year appears in | Number of repeat terms | Notes the officers that do not have an active | If no report at 12 months appears in red | | |
| 30130 | SANTIAGO PERU-RECOLETA | 01/17/1975 | Active | 7 | 0 | 0 | 0 | 0.00% | 7 | | 16 | 1 | None | P,S,T,M,VP SC | 1 | | |
| 18273 | SANTIAGO SANTA ROSA | 06/12/1970 | Active(1) | 7 | 0 | 0 | 0 | 0.00% | 7 | | 15 | 1 | None | P,S,T,M,VP SC | 24+ | | |
| 18277 | TALAGANTE | 01/28/1950 | Active | 9 | 3 | 8 | -5 | -35.71% | 14 | 5 | 2 | | | P,S,T,M,VP SC | 8 | | \$1,493.95 |

Clubs Cancelled Previous Fiscal Year – Clubs Cancelled within last 12 months may be reinstated

| Club Number | Club Name | Charter Date | Current Status* | Cancellation Date |
|-------------|--------------------------------------|--------------|-----------------|-------------------|
| 61313 | LA FLORIDA VILLA LOS ARCOS | 12/01/1998 | Cancelled(8*) | 06/29/2024 |
| 31859 | LIBERTADOR BERNARDO O'HIGGINS COMUNA | 03/23/1976 | Cancelled(8*) | 06/29/2024 |
| 18266 | RENGO | 01/10/1950 | Cancelled(8*) | 06/29/2024 |

| Current Total Clubs Count | YTD New Clubs Count | YTD Cancelled Clubs Count | YTD Net Club Gain | Current Total Members Count | YTD Add | YTD Drop | YTD Net Growth | YTD Net Growth % | Member Count 12 Months Ago | Average Member Count Per Club | % of Clubs with less than 20 members | % No MMR in 3 Months | % No Officer Report in 12 Months | % of Clubs with balance 90+ days | Number of Clubs in Status Quo | % Status Quo Clubs in Financial Suspension | Number of Cancelled Clubs | Average Cancelled Club Age | Members Lost Due to Cancellation | % of Clubs Cancelled for Non-Financial Reasons |
|---------------------------|---------------------|---------------------------|-------------------|-----------------------------|---------|----------|----------------|------------------|----------------------------|-------------------------------|--------------------------------------|----------------------|----------------------------------|----------------------------------|-------------------------------|--------------------------------------------|---------------------------|----------------------------|----------------------------------|------------------------------------------------|
| 39 | 2 | 3 | -1 | 558 | 156 | 124 | 32 | 6.08% | 526 | 14 | 77% | 36% | 5% | 3% | 0 | 0% | 3 | 69 | 38 | -100% |

* - P - Priority Club. Cancellation Reasons: 1-Objectives/conduct, 2-Non-active club, 5-Non-existing club, 6-Disbanding, 7-Merger, 8-Financial Suspension, 9-District/Multiple District Dues.
** - Abbreviation: P-President, S-Secretary, T-Treasurer, M-Member Chairperson, VP-First Vice President, MC-Communications Chairperson, SC-Service Chairperson
*** - Abbreviation: N/R - Never reported using the Lions Clubs website, N/A - Not applicable, No password registered for the Lions Clubs website.
**** - Abbreviation: N - New, IP - Immediate Past, R - Repeat.



Club Health Assessment for District T 3 through June 2025

| | | | Status | Membership | | | | | | | Reports | | | | | Finance | | LCIF |
|------------------------------------|--------------------------|--------------|-----------------------------------------------------|-----------------------------|-------------------|---------------------|----------------|-----------------------------------------|----------------------------|--------------------------------------------|-------------------------------------|------------------------------------|------------------------|-----------------------------------------------|------------------------------------------|-----------------|-----------------------------------|------|
| Club Number | Club Name | Charter Date | | Current Member Count | YTD Members Added | YTD Members Dropped | YTD Net Growth | YTD Net Growth% | Member Count 12 Months Ago | Avg. length of service for dropped members | Months Since Last MMR *** | Yrs. Since Last Officer Report | President Rotation | Vice President Reported **** | Months Since Last Activity Report *** | Account Balance | Donations for current Fiscal Year | |
| | | | Number of times on status quo within last two years | If below 15 members appears | | | | If net loss is greater than 20% appears | | | If no report in 3 months appears in | When more than one year appears in | Number of repeat terms | Notes the officers that do not have an active | If no report at 12 months appears in red | | | |
| Clubs less than two years old | | | | | | | | | | | | | | | | | | |
| 172437 | Cañete Quimahue | 06/21/2024 | Active | 35 | 6 | 0 | 6 | 20.69% | 29 | | 0 | | | P,S,T,M,VP SC | 1 | | \$20.00 | |
| 157050 | Quillon Valle del Sol | 02/13/2024 | Active | 13 | 2 | 2 | 0 | 0.00% | 13 | 1 | 0 | | 3 | P,S,T,M,VP SC | 0 | | \$20.00 | |
| 181200 | San Rosendo | 03/03/2025 | Active | 17 | 25 | 8 | 17 | 100.00% | 0 | 0 | 0 | | | P,S,T,M,VP SC | 3 | | \$14.79 | |
| 156713 | Villa Cabrero | 11/20/2023 | Active | 18 | 1 | 3 | -2 | -10.00% | 20 | 1 | 0 | | 2 | P,S,T,M,VP SC | 1 | | \$212.56 | |
| Exc Award (06/30/2024) | | | | | | | | | | | | | | | | | | |
| Clubs more than two years old | | | | | | | | | | | | | | | | | | |
| 18279 | ANGOL | 02/09/1952 | Active | 23 | 3 | 0 | 3 | 15.00% | 20 | | 0 | | 5 | P,S,T,M,VP SC | 1 | | \$51.83 | |
| Exc Award (06/30/2024) | | | | | | | | | | | | | | | | | | |
| 18281 | BULNES | 12/16/1953 | Active | 14 | 0 | 2 | -2 | -12.50% | 16 | 7 | 0 | | | P,S,T,M,VP SC | 0 | | \$40.16 | |
| 46048 | CABRERO | 04/08/1986 | Active | 13 | 2 | 1 | 1 | 8.33% | 12 | 4 | 1 | | | P,S,T,M,VP SC | 0 | | \$27.00 | |
| 18284 | CAUQUENES | 03/09/1950 | Active | 14 | 0 | 3 | -3 | -17.65% | 17 | 5 | 0 | | 5 | P,S,T,M,VP SC | 1 | | | |
| 46166 | CHIGUAYANTE - CONCEPCION | 05/07/1986 | Active | 7 | 1 | 2 | -1 | -12.50% | 8 | 36 | 1 | | | P,S,T,M,VP SC | 1 | | | |
| 18286 | CHILLAN | 11/11/1949 | Active(1) | 23 | 0 | 8 | -8 | -25.81% | 31 | 8 | 0 | | | P,S,T,M,VP SC | 6 | | \$40.14 | |
| Exc Award (06/30/2022) | | | | | | | | | | | | | | | | | | |
| 109105 | CHILLAN BICENTENARIO | 08/19/2010 | Active(1) | 11 | 0 | 1 | -1 | -8.33% | 12 | 3 | 6 | | 2 | P,S,T,M,VP SC | 9 | | | |
| 40315 | CHILLAN LOS HEROES | 08/31/1981 | Active | 21 | 0 | 2 | -2 | -8.70% | 23 | 7 | 0 | | | P,S,T,M,VP SC | 3 | | \$282.48 | |
| Exc Award (06/30/2022, 06/30/2023) | | | | | | | | | | | | | | | | | | |
| 18287 | COELEMU | 11/17/1967 | Active | 16 | 1 | 2 | -1 | -5.88% | 17 | 12 | 1 | | 2 | P,S,T,M,VP SC | 2 | 90+ Days | | |
| Exc Award (06/30/2023) | | | | | | | | | | | | | | | | | | |
| 18288 | COLLIPULLI | 10/03/1964 | Active | 15 | 0 | 0 | 0 | 0.00% | 15 | | 0 | | 2 | P,S,T,M,VP SC | 0 | | \$3,157.69 | |
| 18289 | CONCEPCION | 04/21/1949 | Active | 18 | 4 | 1 | 3 | 20.00% | 15 | 4 | 0 | | 5 | P,S,T,M,VP SC | 1 | | \$47.62 | |
| 18291 | CONSTITUCION | 01/02/1954 | Active | 15 | 0 | 0 | 0 | 0.00% | 15 | | 7 | | 2 | P,S,T,M,VP SC | 6 | | | |
| 18292 | CORONEL | 03/31/1950 | Active(1) | 7 | 0 | 0 | 0 | 0.00% | 7 | | 5 | | | P,S,T,M,VP SC | 24+ | | | |
| 18295 | CURICO | 11/12/1949 | Active | 20 | 1 | 1 | 0 | 0.00% | 20 | 4 | 0 | | | P,S,T,M,VP SC | 0 | | \$121.83 | |
| 18297 | LAJA | 04/15/1961 | Active | 23 | 4 | 1 | 3 | 15.00% | 20 | 8 | 0 | | | P,S,T,M,VP SC | 0 | | \$3,297.48 | |



Club Health Assessment for District T 3 through June 2025

| | | | Status | Membership | | | | | | | Reports | | | | | Finance | LCIF |
|------------------------------------------------|-------------------------------|--------------|-----------------------------------------------------|-----------------------------|-------------------|---------------------|----------------|-----------------------------------------|----------------------------|--------------------------------------------|-------------------------------------|------------------------------------|------------------------|-----------------------------------------------|------------------------------------------|-----------------|-----------------------------------|
| Club Number | Club Name | Charter Date | | Current Member Count | YTD Members Added | YTD Members Dropped | YTD Net Growth | YTD Net Growth% | Member Count 12 Months Ago | Avg. length of service for dropped members | Months Since Last MMR *** | Yrs. Since Last Officer Report | President Rotation | Vice President Reported **** | Months Since Last Activity Report *** | Account Balance | Donations for current Fiscal Year |
| | | | Number of times on status quo within last two years | If below 15 members appears | | | | If net loss is greater than 20% appears | | | If no report in 3 months appears in | When more than one year appears in | Number of repeat terms | Notes the officers that do not have an active | If no report at 12 months appears in red | | |
| 151559 | Las Aguilas de Angol | 06/30/2022 | Active | 18 | 2 | 6 | -4 | -18.18% | 22 | 2 | 0 | | | P,S,T,M,VP SC | 1 | | \$140.89 |
| Exc Award (06/30/2023) | | | | | | | | | | | | | | | | | |
| 18298 | LEBU | 11/09/1955 | Active | 16 | 5 | 1 | 4 | 33.33% | 12 | 0 | 0 | | | P,S,T,M,VP SC | 1 | | |
| 18299 | LINARES | 05/25/1951 | Active(1) | 12 | 0 | 2 | -2 | -14.29% | 14 | 40 | 1 | | 5 | P,S,T,M,VP SC | 10 | | |
| 18303 | LOS ANGELES | 12/10/1949 | Active | 31 | 2 | 0 | 2 | 6.90% | 29 | | 1 | | | P,S,T,M,VP SC | 1 | | \$20.49 |
| Exc Award (06/30/2024) | | | | | | | | | | | | | | | | | |
| 45135 | LOS ANGELES CENTRO | 06/25/1985 | Active(1) | 23 | 9 | 2 | 7 | 43.75% | 16 | 7 | 0 | | None | P,S,T,M,VP SC | 0 | | |
| 134801 | Los Angeles Siete Rios | 05/23/2018 | Active | 25 | 1 | 5 | -4 | -13.79% | 29 | 4 | 0 | | | P,S,T,M,VP SC | 0 | | \$112.44 |
| Exc Award (06/30/2021) | | | | | | | | | | | | | | | | | |
| 36064 | MULCHEN | 09/11/1978 | Active | 17 | 3 | 1 | 2 | 13.33% | 15 | 6 | 0 | | 8 | P,S,T,M,VP SC | 0 | | |
| Exc Award (06/30/2016, 06/30/2023, 06/30/2024) | | | | | | | | | | | | | | | | | |
| 18307 | NACIMIENTO | 06/18/1962 | Active | 29 | 2 | 0 | 2 | 7.41% | 27 | | 7 | | 2 | P,S,T,M,VP SC | 0 | | \$115.99 |
| Exc Award (06/30/2016) | | | | | | | | | | | | | | | | | |
| 18308 | PARRAL | 11/10/1949 | Active | 17 | 2 | 0 | 2 | 13.33% | 15 | | 1 | | | P,S,T,M,VP SC | 1 | | |
| 44298 | QUILLON | 10/11/1984 | Active(1) | 9 | 8 | 1 | 7 | 350.00% | 2 | 6 | 8 | | 2 | P,S,T,M,VP SC | 1 | | |
| Exc Award (06/30/2023) | | | | | | | | | | | | | | | | | |
| 18310 | SAN CARLOS | 10/15/1950 | Active | 16 | 3 | 3 | 0 | 0.00% | 16 | 9 | 8 | | 2 | P,S,T,M,VP SC | 10 | | |
| 18311 | SAN JAVIER | 03/20/1956 | Active(2) | 25 | 7 | 22 | -15 | -37.50% | 40 | 3 | 0 | | 3 | P,S,T,M,VP SC | 0 | | |
| Exc Award (06/30/2018) | | | | | | | | | | | | | | | | | |
| 18318 | SAN PEDRO DE LA PAZ | 12/05/1966 | Active | 27 | 6 | 3 | 3 | 12.50% | 24 | 13 | 1 | | | P,S,T,M,VP SC | 1 | | \$55.91 |
| Exc Award (06/30/2019, 06/30/2022, 06/30/2024) | | | | | | | | | | | | | | | | | |
| 18312 | TALCA | 10/04/1950 | Active | 32 | 0 | 0 | 0 | 0.00% | 32 | | 21 | | 13 | P,S,T,M,VP SC | 5 | | |
| 18313 | TALCAHUANO | 09/21/1951 | Active | 16 | 0 | 17 | -17 | -51.52% | 33 | 10 | 0 | | | P,S,T,M,VP SC | 0 | | \$202.90 |
| Exc Award (06/30/2022) | | | | | | | | | | | | | | | | | |
| 52274 | TALCAHUANO ARCO IRIS | 12/16/1991 | Active | 13 | 0 | 3 | -3 | -18.75% | 16 | 24 | 1 | | 2 | P,S,T,M,VP SC | 0 | | \$545.49 |
| Exc Award (06/30/2019, 06/30/2023, 06/30/2024) | | | | | | | | | | | | | | | | | |
| 51264 | TALCAHUANO ARTURO PRAT CHACON | 02/05/1991 | Active | 10 | 0 | 2 | -2 | -16.67% | 12 | 4 | 6 | | | P,S,T,M,VP SC | 18 | | \$460.86 |
| 18314 | TOME | 12/09/1949 | Active | 45 | 1 | 3 | -2 | -4.26% | 47 | 3 | 0 | | 2 | P,S,T,M,VP SC | 0 | | \$1,888.02 |



Club Health Assessment for District T 3 through June 2025

| Club Number | Club Name | Charter Date | Status | Membership | | | | | | | Reports | | | | | Finance | LCIF |
|------------------------------------------------|---------------------------|--------------|-----------------------------------------------------|-----------------------------|-------------------|---------------------|----------------|-----------------------------------------|----------------------------|--------------------------------------------|----------------------------------|------------------------------------|------------------------|-----------------------------------------------|------------------------------------------|-----------------|-----------------------------------|
| | | | | Current Member Count | YTD Members Added | YTD Members Dropped | YTD Net Growth | YTD Net Growth% | Member Count 12 Months Ago | Avg. length of service for dropped members | Months Since Last MMR *** | Yrs. Since Last Officer Report | President Rotation | Vice President Reported **** | Months Since Last Activity Report *** | Account Balance | Donations for current Fiscal Year |
| | | | Number of times on status quo within last two years | If below 15 members appears | | | | If net loss is greater than 20% appears | | | If no report in 3 months appears | When more than one year appears in | Number of repeat terms | Notes the officers that do not have an active | If no report at 12 months appears in red | | |
| Exc Award (06/30/2020, 06/30/2021, 06/30/2022) | | | | | | | | | | | | | | | | | |
| 18315 | TRAIGUEN | 12/27/1950 | Active | 12 | 0 | 0 | 0 | 0.00% | 12 | | 15 | | 2 | P,S,T,M,VP SC | 2 | | |
| 18316 | VICTORIA | 01/31/1950 | Active(1) | 22 | 1 | 1 | 0 | 0.00% | 22 | 2 | 1 | | 2 | P,S,T,M,VP SC | 0 | | \$20.00 |
| 149838 | Villa Alegre Los Naranjos | 02/14/2022 | Cancelled(8*) | 0 | 0 | 22 | -22 | -100.00% | 22 | 1 | 8 | | None | P,S,T,M,VP SC | 17 | 90+ Days | |
| 98407 | YUMBEL | 01/30/2007 | Active | 16 | 2 | 0 | 2 | 14.29% | 14 | | 10 | | 2 | P,S,T,M,VP SC | 2 | | \$52.23 |
| Exc Award (06/30/2018) | | | | | | | | | | | | | | | | | |

Clubs Cancelled Previous Fiscal Year – Clubs Cancelled within last 12 months may be reinstated

| Club Number | Club Name | Charter Date | Current Status* | Cancellation Date |
|-------------|-------------------------------|--------------|-----------------|-------------------|
| 144065 | San Clemente Laguna del Maule | 01/07/2021 | Cancelled(8*) | 12/29/2023 |
| 59654 | SANTA JUANA DE GUADALCAZAR | 06/11/1997 | Cancelled(6*) | 07/29/2023 |

| Current Total Clubs Count | YTD New Clubs Count | YTD Cancelled Clubs Count | YTD Net Club Gain | Current Total Members Count | YTD Add | YTD Drop | YTD Net Growth | YTD Net Growth % | Member Count 12 Months Ago | Average Member Count Per Club | % of Clubs with less than 20 members | % No MMR in 3 Months | % No Officer Report in 12 Months | % of Clubs with balance 90+ days | Number of Clubs in Status Quo | % Status Quo Clubs in Financial Suspension | Number of Cancelled Clubs | Average Cancelled Club Age | Members Lost Due to Cancellation | % of Clubs Cancelled for Non-Financial Reasons |
|---------------------------|---------------------|---------------------------|-------------------|-----------------------------|---------|----------|----------------|------------------|----------------------------|-------------------------------|--------------------------------------|----------------------|----------------------------------|----------------------------------|-------------------------------|--------------------------------------------|---------------------------|----------------------------|----------------------------------|------------------------------------------------|
| 40 | 1 | 1 | 0 | 754 | 104 | 131 | -27 | -3.46% | 781 | 19 | 63% | 25% | 0% | 3% | 0 | 0% | 1 | 32 | 22 | -100% |

* - P - Priority Club. Cancellation Reasons: 1-Objectives/conduct, 2-Non-active club, 5-Non-existing club, 6-Disbanding, 7-Merger, 8-Financial Suspension, 9-District/Multiple District Dues.

** - Abbreviation: P-President, S-Secretary, T-Treasurer, M-Member Chairperson, VP-First Vice President, MC-Communications Chairperson, SC-Service Chairperson

*** - Abbreviation: N/R - Never reported using the Lions Clubs website, N/A - Not applicable, No password registered for the Lions Clubs website.

**** - Abbreviation: N - New, IP - Immediate Past, R - Repeat.



Club Health Assessment for District T 4 through June 2025

| | | | Status | Membership | | | | | | | Reports | | | | | Finance | | LCIF |
|-------------------------------|----------------------------------------------|--------------|-----------------------------------------------------|-----------------------------|-------------------|---------------------|----------------|-----------------------------------------|----------------------------|--------------------------------------------|-------------------------------------|------------------------------------|------------------------|-----------------------------------------------|------------------------------------------|-----------------|-----------------------------------|------|
| Club Number | Club Name | Charter Date | | Current Member Count | YTD Members Added | YTD Members Dropped | YTD Net Growth | YTD Net Growth% | Member Count 12 Months Ago | Avg. length of service for dropped members | Months Since Last MMR *** | Yrs. Since Last Officer Report | President Rotation | Vice President Reported **** | Months Since Last Activity Report *** | Account Balance | Donations for current Fiscal Year | |
| | | | Number of times on status quo within last two years | If below 15 members appears | | | | If net loss is greater than 20% appears | | | If no report in 3 months appears in | When more than one year appears in | Number of repeat terms | Notes the officers that do not have an active | If no report at 12 months appears in red | | | |
| Clubs less than two years old | | | | | | | | | | | | | | | | | | |
| 156808 | Coyhaique Trapananda | 12/06/2023 | Active | 18 | 2 | 7 | -5 | -21.74% | 23 | 1 | 0 | | 2 | P,S,T,M,VP SC | 0 | | \$225.10 | |
| 157172 | Frutillar Martin Pescador | 02/22/2024 | Active(1) | 12 | 1 | 10 | -9 | -42.86% | 21 | 1 | 0 | | | P,S,T,M,VP SC | 0 | | \$50.28 | |
| | Exc Award (06/30/2024) | | | | | | | | | | | | | | | | | |
| 156694 | Lautaro | 11/29/2023 | Active | 14 | 4 | 2 | 2 | 16.67% | 12 | 2 | 0 | | | P,S,T,M,VP SC | 2 | | \$25.10 | |
| 156989 | Los Muermos Sarao | 01/15/2024 | Active | 17 | 1 | 5 | -4 | -19.05% | 21 | 1 | 0 | | | P,S,T,M,VP SC | 0 | | \$240.08 | |
| 172324 | Mariquina | 06/17/2024 | Active | 12 | 6 | 14 | -8 | -40.00% | 20 | 6 | 0 | | 2 | P,S,T,M,VP SC | 0 | | \$77.23 | |
| 182168 | Pitrufulquen | 06/03/2025 | Newly Chartered | 22 | 22 | 0 | 22 | 100.00% | 0 | | 0 | | | P,S,T,M,VP SC | N/A | | | |
| 180917 | Puerto Montt Austral | 02/28/2025 | Active | 22 | 22 | 0 | 22 | 100.00% | 0 | | 2 | | | P,S,T,M,VP SC | 0 | 90+ Days | \$85.59 | |
| 182097 | Valdivia Los Rios | 05/08/2025 | Newly Chartered | 23 | 24 | 1 | 23 | 100.00% | 0 | 0 | 0 | | | P,S,T,M,VP SC | 0 | | | |
| Clubs more than two years old | | | | | | | | | | | | | | | | | | |
| 42671 | ACHAO QUINCHAO | 05/27/1983 | Active | 16 | 3 | 2 | 1 | 6.67% | 15 | 10 | 0 | | | P,S,T,M,VP SC | 0 | | \$165.10 | |
| | Exc Award (06/30/2017, 06/30/2019, 06/30/20) | | | | | | | | | | | | | | | | | |
| 18321 | ANCUD | 08/13/1950 | Active | 24 | 5 | 22 | -17 | -41.46% | 41 | 7 | 1 | | | P,S,T,M,VP SC | 1 | | \$1,038.54 | |
| | Exc Award (06/30/2019, 06/30/2023, 06/30/20) | | | | | | | | | | | | | | | | | |
| 135013 | Ancud Goleta | 06/08/2018 | Active | 27 | 6 | 7 | -1 | -3.57% | 28 | 5 | 0 | | | P,S,T,M,VP SC | 0 | | \$212.80 | |
| | Exc Award (06/30/2019, 06/30/2022, 06/30/20) | | | | | | | | | | | | | | | | | |
| 34663 | CALBUCO | 11/29/1977 | Active(1) | 34 | 6 | 5 | 1 | 3.03% | 33 | 11 | 0 | | 2 | P,S,T,M,VP SC | 0 | | \$1,035.71 | |
| | Exc Award (06/30/2019) | | | | | | | | | | | | | | | | | |
| 18322 | CASTRO | 10/12/1968 | Active | 21 | 2 | 0 | 2 | 10.53% | 19 | | 0 | | | P,S,T,M,VP SC | 0 | | \$409.74 | |
| | Exc Award (06/30/2017, 06/30/2019, 06/30/20) | | | | | | | | | | | | | | | | | |
| 129518 | Chaitén | 12/28/2016 | Active | 22 | 1 | 2 | -1 | -4.35% | 23 | 3 | 1 | | | P,S,T,M,VP SC | 0 | | \$25.10 | |
| | Exc Award (06/30/2023, 06/30/2024) | | | | | | | | | | | | | | | | | |
| 136731 | Chile Chico | 12/03/2018 | Active(1) | 7 | 0 | 0 | 0 | 0.00% | 7 | | 18 | 3 | None | P,S,T,M,VP SC | 24+ | 90+ Days | \$25.10 | |
| 18324 | COYHAIQUE | 05/13/1952 | Active(1) | 25 | 3 | 4 | -1 | -3.85% | 26 | 10 | 0 | | | P,S,T,M,VP SC | 0 | | \$1,232.01 | |
| | Exc Award (06/30/2018, 06/30/2023, 06/30/20) | | | | | | | | | | | | | | | | | |



Club Health Assessment for District T 4 through June 2025

| | | | Status | Membership | | | | | | | Reports | | | | | Finance | LCIF |
|------------------------------------------------|-------------------|--------------|-----------------------------------------------------|-----------------------------|-------------------|---------------------|----------------|-----------------------------------------|----------------------------|--------------------------------------------|-------------------------------------|------------------------------------|------------------------|-----------------------------------------------|------------------------------------------|-----------------|-----------------------------------|
| Club Number | Club Name | Charter Date | | Current Member Count | YTD Members Added | YTD Members Dropped | YTD Net Growth | YTD Net Growth% | Member Count 12 Months Ago | Avg. length of service for dropped members | Months Since Last MMR *** | Yrs. Since Last Officer Report | President Rotation | Vice President Reported **** | Months Since Last Activity Report *** | Account Balance | Donations for current Fiscal Year |
| | | | Number of times on status quo within last two years | If below 15 members appears | | | | If net loss is greater than 20% appears | | | If no report in 3 months appears in | When more than one year appears in | Number of repeat terms | Notes the officers that do not have an active | If no report at 12 months appears in red | | |
| 82258 | DALCAHUE | 05/18/2004 | Active | 25 | 6 | 1 | 5 | 25.00% | 20 | 4 | 1 | | 2 | P,S,T,M,VP SC | 0 | | \$538.15 |
| Exc Award (06/30/2023) | | | | | | | | | | | | | | | | | |
| 18327 | FRUTILLAR | 01/12/1951 | Active | 11 | 0 | 0 | 0 | 0.00% | 11 | | 12 | | 7 | P,S,T,M,VP SC | 16 | | \$25.10 |
| Exc Award (06/30/2023) | | | | | | | | | | | | | | | | | |
| 18329 | LA UNION | 07/01/1956 | Active(1) | 20 | 0 | 1 | -1 | -4.76% | 21 | 1 | 0 | | None | P,S,T,M,VP SC | 1 | | \$53.10 |
| 18328 | LANCO | 03/28/1953 | Active(1) | 15 | 0 | 1 | -1 | -6.25% | 16 | 4 | 0 | | | P,S,T,M,VP SC | 0 | | \$215.54 |
| Exc Award (06/30/2023) | | | | | | | | | | | | | | | | | |
| 18332 | LLANQUIHUE | 07/04/1968 | Active(2) | 30 | 8 | 1 | 7 | 30.43% | 23 | 3 | 0 | | | P,S,T,M,VP SC | 0 | | \$353.58 |
| Exc Award (06/30/2021, 06/30/2023, 06/30/2024) | | | | | | | | | | | | | | | | | |
| 18331 | LONCOCHE | 11/17/1954 | Active | 24 | 0 | 6 | -6 | -20.00% | 30 | 7 | 0 | | 2 | P,S,T,M,VP SC | 0 | | \$288.40 |
| Exc Award (06/30/2017, 06/30/2018, 06/30/2019) | | | | | | | | | | | | | | | | | |
| 18333 | LOS LAGOS | 09/03/1953 | Active | 11 | 0 | 0 | 0 | 0.00% | 11 | | 1 | | | P,S,T,M,VP SC | 0 | | \$325.10 |
| Exc Award (06/30/2019) | | | | | | | | | | | | | | | | | |
| 18334 | LOS MUERMOS | 10/13/1963 | Active | 34 | 2 | 3 | -1 | -2.86% | 35 | 5 | 0 | | | P,S,T,M,VP SC | 9 | | \$25.10 |
| Exc Award (06/30/2018, 06/30/2023, 06/30/2024) | | | | | | | | | | | | | | | | | |
| 18335 | MAFIL | 10/27/1966 | Active(2) | 14 | 2 | 0 | 2 | 16.67% | 12 | | 1 | | | P,S,T,M,VP SC | 16 | 90+ Days | \$25.10 |
| 151058 | Nueva Imperial | 06/16/2022 | Active(2) | 12 | 3 | 4 | -1 | -7.69% | 13 | 3 | 0 | | | P,S,T,M,VP SC | 1 | | \$134.39 |
| Exc Award (06/30/2023) | | | | | | | | | | | | | | | | | |
| 18337 | OSORNO | 03/26/1949 | Active | 19 | 6 | 0 | 6 | 46.15% | 13 | | 0 | | 2 | P,S,T,M,VP SC | 0 | | \$205.10 |
| Exc Award (06/30/2021, 06/30/2022) | | | | | | | | | | | | | | | | | |
| 137524 | Osorno Antillanca | 03/13/2019 | Active | 15 | 1 | 2 | -1 | -6.25% | 16 | 1 | 0 | | | P,S,T,M,VP SC | 1 | | \$167.30 |
| Exc Award (06/30/2022, 06/30/2023, 06/30/2024) | | | | | | | | | | | | | | | | | |
| 40435 | OSORNO PILMAIQUEN | 10/01/1981 | Active | 35 | 3 | 1 | 2 | 6.06% | 33 | 11 | 2 | | | P,S,T,M,VP SC | 0 | 90+ Days | \$2,274.82 |
| Exc Award (06/30/2018, 06/30/2023) | | | | | | | | | | | | | | | | | |
| 34393 | OSORNO RAHUE | 08/12/1977 | Active(1) | 17 | 2 | 4 | -2 | -10.53% | 19 | 4 | 0 | | | P,S,T,M,VP SC | 0 | | \$486.84 |
| Exc Award (06/30/2019, 06/30/2020, 06/30/2021) | | | | | | | | | | | | | | | | | |
| 18341 | PUCON | 02/22/1964 | Active | 34 | 1 | 3 | -2 | -5.56% | 36 | 18 | 0 | | | P,S,T,M,VP SC | 0 | | \$912.98 |
| Exc Award (06/30/2019, 06/30/2020, 06/30/2021) | | | | | | | | | | | | | | | | | |
| 140130 | Pucon Lacustre | 11/08/2019 | Active(1) | 25 | 6 | 1 | 5 | 25.00% | 20 | 4 | 0 | | 2 | P,S,T,M,VP SC | 0 | | \$585.07 |



Club Health Assessment for District T 4 through June 2025

| | | | Status | Membership | | | | | | | Reports | | | | | Finance | LCIF |
|------------------------------------------------|------------------------------|--------------|-----------------------------------------------------|-----------------------------|-------------------|---------------------|----------------|-----------------|-----------------------------------------|--------------------------------------------|---------------------------|-------------------------------------|------------------------------------|------------------------------|--------------------------------------------------------------|------------------------------------------|-----------------------------------|
| Club Number | Club Name | Charter Date | | Current Member Count | YTD Members Added | YTD Members Dropped | YTD Net Growth | YTD Net Growth% | Member Count 12 Months Ago | Avg. length of service for dropped members | Months Since Last MMR *** | Yrs. Since Last Officer Report | President Rotation | Vice President Reported **** | Months Since Last Activity Report *** | Account Balance | Donations for current Fiscal Year |
| | | | Number of times on status quo within last two years | If below 15 members appears | | | | | If net loss is greater than 20% appears | | | If no report in 3 months appears in | When more than one year appears in | Number of repeat terms | Notes the officers that do not have appears in an active red | If no report in 12 months appears in red | |
| Exc Award (06/30/2023, 06/30/2024) | | | | | | | | | | | | | | | | | |
| 18342 | PUERTO AYSEN | 08/08/1950 | Active(1) | 12 | 2 | 0 | 2 | 20.00% | 10 | | 1 | | | P,S,T,M,VP SC | 0 | | \$25.10 |
| Exc Award (06/30/2023) | | | | | | | | | | | | | | | | | |
| 18343 | PUERTO MONTT | 03/24/1949 | Active | 45 | 3 | 14 | -11 | -19.64% | 56 | 9 | 0 | | | P,S,T,M,VP SC | 0 | | \$1,130.15 |
| Exc Award (06/30/2017, 06/30/2018, 06/30/2024) | | | | | | | | | | | | | | | | | |
| 34969 | PUERTO MONTT ANGELMO | 01/30/1978 | Active | 39 | 2 | 2 | 0 | 0.00% | 39 | 21 | 0 | | | P,S,T,M,VP SC | 0 | 90+ Days | \$470.12 |
| Exc Award (06/30/2018, 06/30/2019, 06/30/2024) | | | | | | | | | | | | | | | | | |
| 154200 | Puerto Montt Correntoso | 04/13/2023 | Active | 12 | 0 | 11 | -11 | -47.83% | 23 | 1 | 0 | | 3 | P,S,T,M,VP SC | 1 | 90+ Days | \$25.10 |
| 125043 | Puerto Montt Reloncavi | 06/12/2015 | Active | 10 | 0 | 13 | -13 | -56.52% | 23 | 8 | 0 | | 3 | P,S,T,M,VP SC | 0 | | \$25.10 |
| Exc Award (06/30/2018, 06/30/2019, 06/30/2024) | | | | | | | | | | | | | | | | | |
| 18344 | PUERTO NATALES | 12/19/1961 | Active(2) | 13 | 2 | 3 | -1 | -7.14% | 14 | 4 | 0 | | None | P,S,T,M,VP SC | 11 | | \$489.05 |
| 32540 | PUERTO PORVENIR L C | 06/30/1976 | Active(1) | 19 | 3 | 2 | 1 | 5.56% | 18 | 17 | 1 | | | P,S,T,M,VP SC | 0 | | \$25.10 |
| 18345 | PUERTO VARAS | 12/07/1952 | Active(1) | 45 | 3 | 2 | 1 | 2.27% | 44 | 39 | 5 | | | P,S,T,M,VP SC | 0 | 90+ Days | \$25.10 |
| Exc Award (06/30/2017, 06/30/2018, 06/30/2024) | | | | | | | | | | | | | | | | | |
| 121188 | Puerto Varas Los Colonos | 01/28/2014 | Active | 27 | 3 | 1 | 2 | 8.00% | 25 | 9 | 1 | | | P,S,T,M,VP SC | 0 | | \$1,165.10 |
| Exc Award (06/30/2019, 06/30/2021, 06/30/2024) | | | | | | | | | | | | | | | | | |
| 18346 | PUNTA ARENAS | 04/17/1950 | Active | 44 | 6 | 1 | 5 | 12.82% | 39 | 37 | 0 | | | P,S,T,M,VP SC | 3 | | \$210.10 |
| Exc Award (06/30/2023, 06/30/2024) | | | | | | | | | | | | | | | | | |
| 34115 | PUNTA ARENAS CRUZ DEL SUR | 06/17/1977 | Active | 33 | 0 | 2 | -2 | -5.71% | 35 | 25 | 0 | | | P,S,T,M,VP SC | 1 | 90+ Days | \$25.10 |
| Exc Award (06/30/2018, 06/30/2023) | | | | | | | | | | | | | | | | | |
| 99544 | PUNTA ARENAS GTW NEW CENTURY | 06/06/2007 | Active | 9 | 2 | 2 | 0 | 0.00% | 9 | 14 | 0 | | 2 | P,S,T,M,VP SC | 0 | | \$25.10 |
| Exc Award (06/30/2022, 06/30/2023) | | | | | | | | | | | | | | | | | |
| 125104 | PUNTA ARENAS MUJER AUSTRAL | 06/12/2015 | Active(2) | 18 | 5 | 6 | -1 | -5.26% | 19 | 5 | 0 | | | P,S,T,M,VP SC | 0 | | \$165.10 |
| Exc Award (06/30/2021, 06/30/2022) | | | | | | | | | | | | | | | | | |
| 150986 | Punta Arenas Rugido Austral | 05/31/2022 | Active | 10 | 0 | 2 | -2 | -16.67% | 12 | 3 | 0 | | | P,S,T,M,VP SC | 11 | | \$25.10 |
| 18347 | PURRANQUE | 02/28/1970 | Active(2) | 15 | 0 | 0 | 0 | 0.00% | 15 | | 12 | | 2 | P,S,T,M,VP SC | 7 | | \$113.10 |
| Exc Award (06/30/2023) | | | | | | | | | | | | | | | | | |
| 129893 | Purranque Centenario | 01/20/2017 | Cancelled(8*) | 0 | 0 | 6 | -6 | -100.00% | 6 | 9 | 6 | 1 | None | P,S,T,M,VP SC | 22 | 90+ Days | \$25.10 |



Club Health Assessment for District T 4 through June 2025

| | | | Status | Membership | | | | | | | Reports | | | | | Finance | LCIF |
|------------------------------------------------|---------------------------------|--------------|-----------------------------------------------------|-----------------------------|-------------------|---------------------|----------------|-----------------------------------------|----------------------------|--------------------------------------------|-------------------------------------|------------------------------------|------------------------|-----------------------------------------------|------------------------------------------|-----------------|-----------------------------------|
| Club Number | Club Name | Charter Date | | Current Member Count | YTD Members Added | YTD Members Dropped | YTD Net Growth | YTD Net Growth% | Member Count 12 Months Ago | Avg. length of service for dropped members | Months Since Last MMR *** | Yrs. Since Last Officer Report | President Rotation | Vice President Reported **** | Months Since Last Activity Report *** | Account Balance | Donations for current Fiscal Year |
| | | | Number of times on status quo within last two years | If below 15 members appears | | | | If net loss is greater than 20% appears | | | If no report in 3 months appears in | When more than one year appears in | Number of repeat terms | Notes the officers that do not have an active | If no report at 12 months appears in red | | |
| Exc Award (06/30/2021) | | | | | | | | | | | | | | | | | |
| 44299 | PUYEHUE | 10/11/1984 | Active(3) | 12 | 1 | 0 | 1 | 9.09% | 11 | | 0 | | | P,S,T,M,VP SC | 6 | | \$25.10 |
| 64582 | QUELLON | 06/30/2001 | Active | 26 | 3 | 6 | -3 | -10.34% | 29 | 2 | 0 | | | P,S,T,M,VP SC | 0 | | \$92.14 |
| Exc Award (06/30/2018, 06/30/2021, 06/30/2023) | | | | | | | | | | | | | | | | | |
| 18348 | RIO BUENO | 10/01/1950 | Active | 23 | 0 | 7 | -7 | -23.33% | 30 | 5 | 0 | | | P,S,T,M,VP SC | 0 | | \$1,175.10 |
| Exc Award (06/30/2019, 06/30/2023, 06/30/2025) | | | | | | | | | | | | | | | | | |
| 129309 | San Carlos de Chonchi | 11/01/2016 | Active(1) | 5 | 1 | 3 | -2 | -28.57% | 7 | 7 | 0 | | | P,S,T,M,VP SC | 3 | | \$25.10 |
| Exc Award (06/30/2021, 06/30/2023) | | | | | | | | | | | | | | | | | |
| 18352 | TEMUCO | 04/07/1949 | Active | 29 | 8 | 1 | 7 | 31.82% | 22 | 10 | 0 | | 2 | P,S,T,M,VP SC | 0 | | \$464.77 |
| Exc Award (06/30/2023) | | | | | | | | | | | | | | | | | |
| 42556 | TEMUCO ANTUMALAL | 04/08/1983 | Active | 32 | 2 | 2 | 0 | 0.00% | 32 | 5 | 0 | | | P,S,T,M,VP SC | 1 | | \$425.10 |
| Exc Award (06/30/2018, 06/30/2019, 06/30/2020) | | | | | | | | | | | | | | | | | |
| 33097 | TEMUCO NIELOL | 12/08/1976 | Active | 18 | 3 | 1 | 2 | 12.50% | 16 | 2 | 0 | | | P,S,T,M,VP SC | 7 | | \$25.10 |
| Exc Award (06/30/2023) | | | | | | | | | | | | | | | | | |
| 124014 | Temuco Nueva Frontera | 01/20/2015 | Active | 25 | 8 | 7 | 1 | 4.17% | 24 | 7 | 0 | | 2 | P,S,T,M,VP SC | 0 | | \$25.10 |
| Exc Award (06/30/2017, 06/30/2019, 06/30/2020) | | | | | | | | | | | | | | | | | |
| 47671 | TEMUCO PADRE LAS CASAS | 08/17/1987 | Active | 21 | 1 | 1 | 0 | 0.00% | 21 | 16 | 1 | | 3 | P,S,T,M,VP SC | 1 | | \$25.10 |
| Exc Award (06/30/2023) | | | | | | | | | | | | | | | | | |
| 18353 | VALDIVIA | 03/28/1949 | Active(1) | 24 | 0 | 2 | -2 | -7.69% | 26 | 11 | 0 | | 2 | P,S,T,M,VP SC | 0 | | \$490.19 |
| Exc Award (06/30/2022, 06/30/2023) | | | | | | | | | | | | | | | | | |
| 151324 | Valdivia Amigos Del Calle Calle | 06/23/2022 | Active(2) | 19 | 3 | 5 | -2 | -9.52% | 21 | 2 | 0 | | | P,S,T,M,VP SC | 0 | | \$265.10 |
| Exc Award (06/30/2023) | | | | | | | | | | | | | | | | | |
| 124606 | Valdivia El Bosque | 04/17/2015 | Active | 19 | 1 | 0 | 1 | 5.56% | 18 | | 10 | | | P,S,T,M,VP SC | 0 | | \$95.10 |
| Exc Award (06/30/2019, 06/30/2022, 06/30/2025) | | | | | | | | | | | | | | | | | |
| 33553 | VALDIVIA ISLA TEJA | 03/28/1977 | Active | 43 | 10 | 8 | 2 | 4.88% | 41 | 4 | 0 | | | P,S,T,M,VP SC | 0 | | \$740.79 |
| Exc Award (06/30/2018, 06/30/2019, 06/30/2020) | | | | | | | | | | | | | | | | | |
| 136886 | Vilcún San Patricio | 12/28/2018 | Active | 18 | 2 | 4 | -2 | -10.00% | 20 | 3 | 0 | | None | P,S,T,M,VP SC | 2 | | \$185.10 |
| Exc Award (06/30/2021, 06/30/2022, 06/30/2025) | | | | | | | | | | | | | | | | | |
| 18355 | VILLARRICA | 08/22/1955 | Active | 20 | 4 | 3 | 1 | 5.26% | 19 | 19 | 4 | | | P,S,T,M,VP SC | 0 | | \$249.87 |



Club Health Assessment for District T 4 through June 2025

| | | | Status | Membership | | | | | | | Reports | | | | | Finance | LCIF |
|------------------------------------|-----------|--------------|-----------------------------------------------------|-----------------------------|-------------------|---------------------|----------------|-----------------------------------------|----------------------------|--------------------------------------------|-------------------------------------|------------------------------------|------------------------|-----------------------------------------------|------------------------------------------|-----------------|-----------------------------------|
| Club Number | Club Name | Charter Date | | Current Member Count | YTD Members Added | YTD Members Dropped | YTD Net Growth | YTD Net Growth% | Member Count 12 Months Ago | Avg. length of service for dropped members | Months Since Last MMR *** | Yrs. Since Last Officer Report | President Rotation | Vice President Reported **** | Months Since Last Activity Report *** | Account Balance | Donations for current Fiscal Year |
| | | | Number of times on status quo within last two years | If below 15 members appears | | | | If net loss is greater than 20% appears | | | If no report in 3 months appears in | When more than one year appears in | Number of repeat terms | Notes the officers that do not have an active | If no report at 12 months appears in red | | |
| Exc Award (06/30/2021, 06/30/2023) | | | | | | | | | | | | | | | | | |

Clubs Cancelled Previous Fiscal Year – Clubs Cancelled within last 12 months may be reinstated

| Club Number | Club Name | Charter Date | Current Status* | Cancellation Date |
|-------------|---------------------------------|--------------|-----------------|-------------------|
| 148997 | Fresia | 11/15/2021 | Cancelled(8*) | 06/29/2024 |
| 145881 | Puerto Montt Inclusión Con Amor | 04/16/2021 | Cancelled(8*) | 09/29/2023 |

| Current Total Clubs Count | YTD New Clubs Count | YTD Cancelled Clubs Count | YTD Net Club Gain | Current Total Members Count | YTD Add | YTD Drop | YTD Net Growth | YTD Net Growth % | Member Count 12 Months Ago | Average Member Count Per Club | % of Clubs with less than 20 members | % No MMR in 3 Months | % No Officer Report in 12 Months | % of Clubs with balance 90+ days | Number of Clubs in Status Quo | % Status Quo Clubs in Financial Suspension | Number of Cancelled Clubs | Average Cancelled Club Age | Members Lost Due to Cancellation | % of Clubs Cancelled for Non-Financial Reasons |
|---------------------------|---------------------|---------------------------|-------------------|-----------------------------|---------|----------|----------------|------------------|----------------------------|-------------------------------|--------------------------------------|----------------------|----------------------------------|----------------------------------|-------------------------------|--------------------------------------------|---------------------------|----------------------------|----------------------------------|------------------------------------------------|
| 62 | 3 | 1 | 2 | 1,342 | 226 | 226 | 0 | 0.00% | 1,342 | 22 | 48% | 10% | 2% | 13% | 0 | 0% | 1 | 13 | 6 | -200% |

* - P - Priority Club. Cancellation Reasons: 1-Objectives/conduct, 2-Non-active club, 5-Non-existing club, 6-Disbanding, 7-Merger, 8-Financial Suspension, 9-District/Multiple District Dues.

** - Abbreviation: P-President, S-Secretary, T-Treasurer, M-Member Chairperson, VP-First Vice President, MC-Communications Chairperson, SC-Service Chairperson

*** - Abbreviation: N/R - Never reported using the Lions Clubs website, N/A - Not applicable, No password registered for the Lions Clubs website.

**** - Abbreviation: N - New, IP - Immediate Past, R - Repeat.